

MUNICIPAL ELECTIONS-NOVEMBER 06, 2007-OFFICIAL RESULTS [11-29-07]

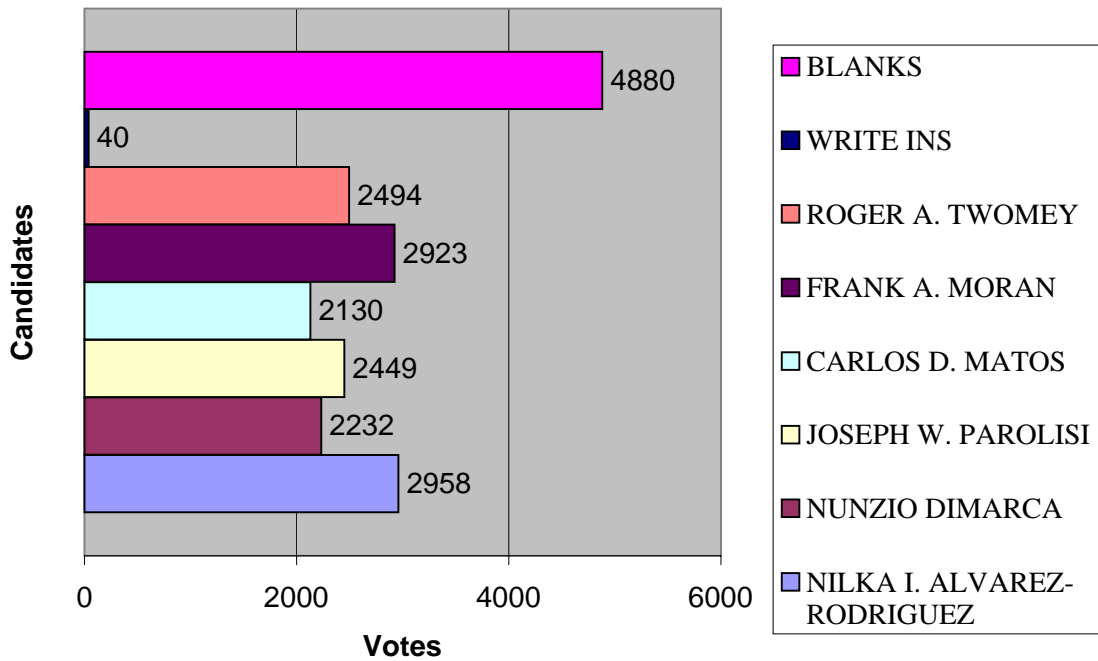
LAWRENCE, MA

COUNCILOR AT - LARGE

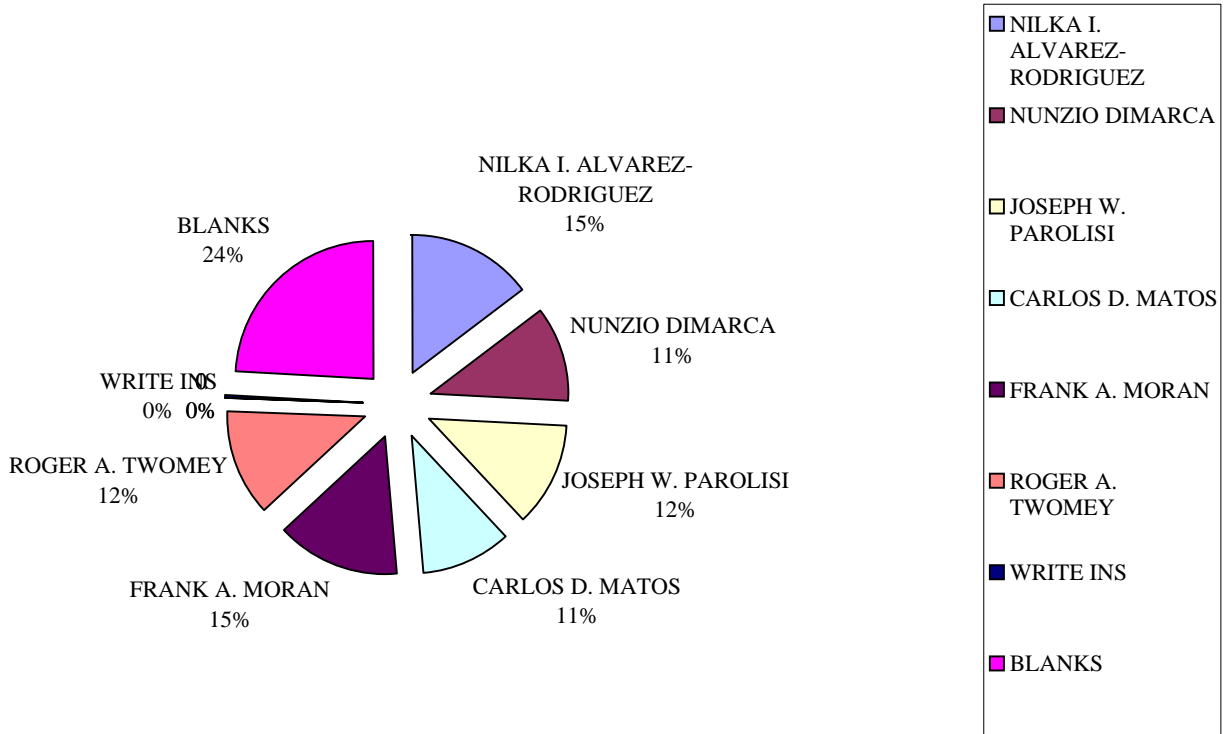
		TOTAL # OF BALLOTS CAST	NILKA I. ALVAREZ- RODRIGUEZ	NUNZIO DIMARCA	JOSEPH W. PAROLISI	CARLOS D. MATOS	FRANK A. MORAN	ROGER A. TWOMEY	0	0	WRITE INS	BLANKS	TOTAL
A	1	303	142	124	116	88	97	109	0	0	2	231	909
	2	166	90	50	30	77	85	27	0	0	2	137	498
	3	323	132	129	150	84	109	125	0	0	0	240	969
	4	278	111	92	116	88	108	94	0	0	1	224	834
TOTAL		1070	475	395	412	337	399	355	0	0	5	832	3210
B	1	395	197	142	152	128	174	133	0	0	6	253	1185
	2	209	141	69	41	109	119	24	0	0	1	123	627
	3	185	95	78	42	80	92	34	0	0	0	134	555
	4	294	129	101	44	121	173	50	0	0	3	261	882
TOTAL		1083	562	390	279	438	558	241	0	0	10	771	3249
C	1	288	110	113	97	81	131	119	0	0	4	209	864
	2	151	107	53	26	76	77	14	0	0	0	100	453
	3	268	193	83	29	110	164	24	0	0	2	199	804
	4	210	128	84	27	107	110	38	0	0	0	136	630
TOTAL		917	538	333	179	374	482	195	0	0	6	644	2751
D	1	312	137	120	96	99	109	115	0	0	1	259	936
	2	281	114	87	104	81	121	113	0	0	4	219	843
	3	166	110	53	39	80	102	29	0	0	0	85	498
	4	350	206	110	49	141	216	48	0	0	1	279	1050
TOTAL		1109	567	370	288	401	548	305	0	0	6	842	3327
E	1	493	149	123	284	85	179	307	0	0	2	350	1479
	2	511	127	143	315	81	149	366	0	0	0	352	1533
	3	196	63	60	95	50	82	110	0	0	0	128	588
	4	253	105	78	107	76	103	132	0	0	2	156	759
TOTAL		1453	444	404	801	292	513	915	0	0	4	986	4359
F	1	455	106	133	263	81	157	277	0	0	5	343	1365
	2	184	76	73	65	64	80	62	0	0	1	131	552
	3	156	72	38	35	73	78	41	0	0	1	130	468
	4	275	118	96	127	70	108	103	0	0	2	201	825
TOTAL		1070	372	340	490	288	423	483	0	0	9	805	3210
GRAND TOTALS		6702	2958	2232	2449	2130	2923	2494	0	0	40	4880	20106

VOTE PERCENTAGE 14.71% 11.10% 12.18% 10.59% 14.54% 12.40% 0.00% 0.00% 0.20% 24.27% 100.00%

Councilors At Large



COUNCILOR AT-LARGE

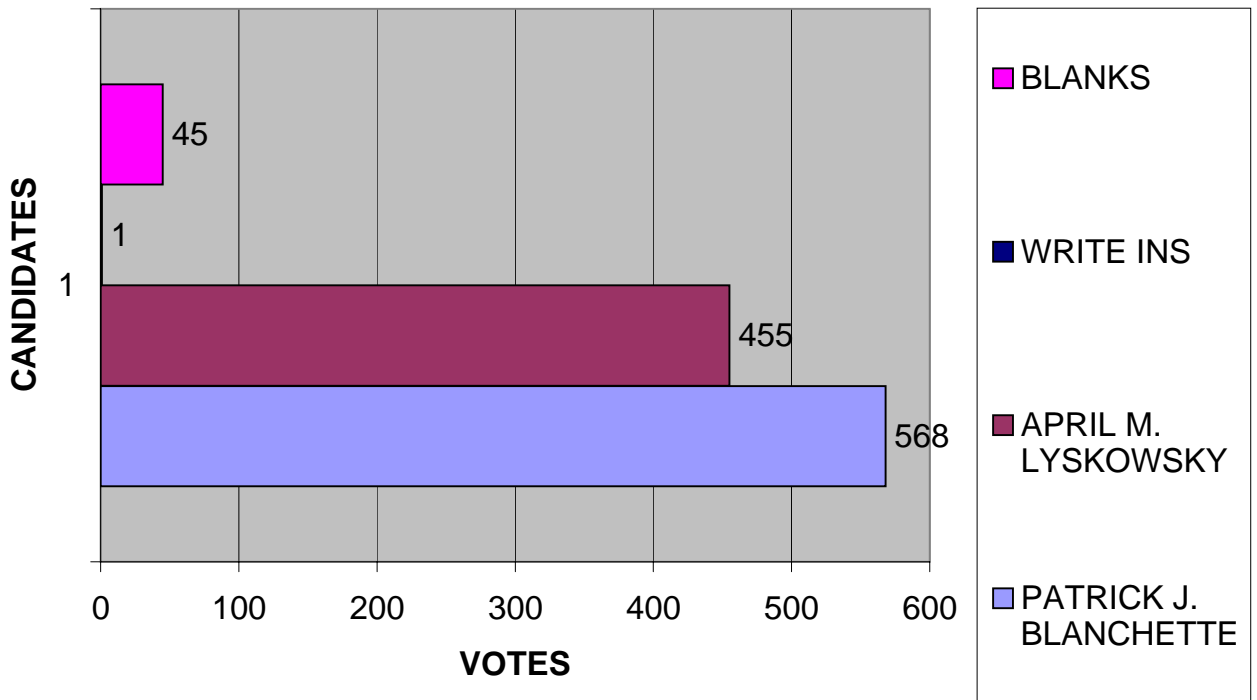


MUNICIPAL ELECTIONS-NOVEMBER 06, 2007-OFFICIAL RESULTS [11-29-07]

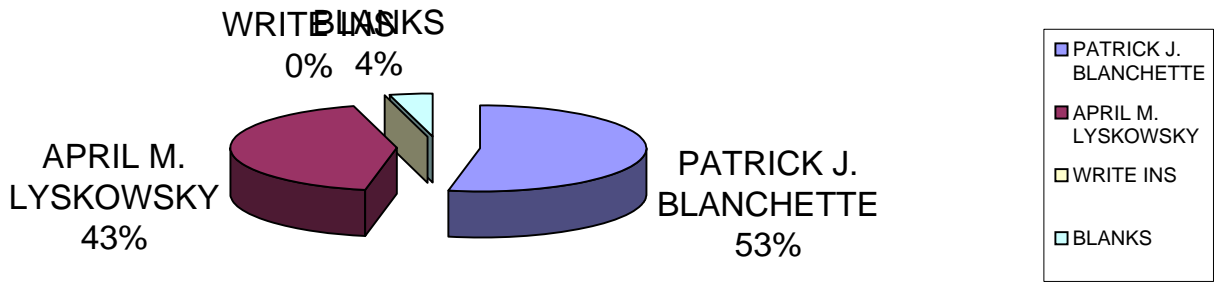
**LAWRENCE, MA
DISTRICT COUNCILOR - A**

		TOTAL # OF BALLOTS CAST	PATRICK J. BLANCHETTE	APRIL M. LYSKOWSKY	0	0	0	0	0	0	WRITE INS	BLANKS	TOTAL
A	1	303	153	139	0	0	0	0	0	0	0	11	303
	2	166	79	72	0	0	0	0	0	0	1	13	165
	3	323	174	137	0	0	0	0	0	0	0	12	323
	4	278	162	107	0	0	0	0	0	0	0	9	278
TOTAL	1070	568	455	0	0	0	0	0	0	1	45	1069	
GRAND TOTALS													
VOTE PERCENTAGE		53.13%	42.56%	0.00%	0.00%	0.00%	0.00%	0.00%	0.00%	0.00%	0.09%	4.21%	100.00%

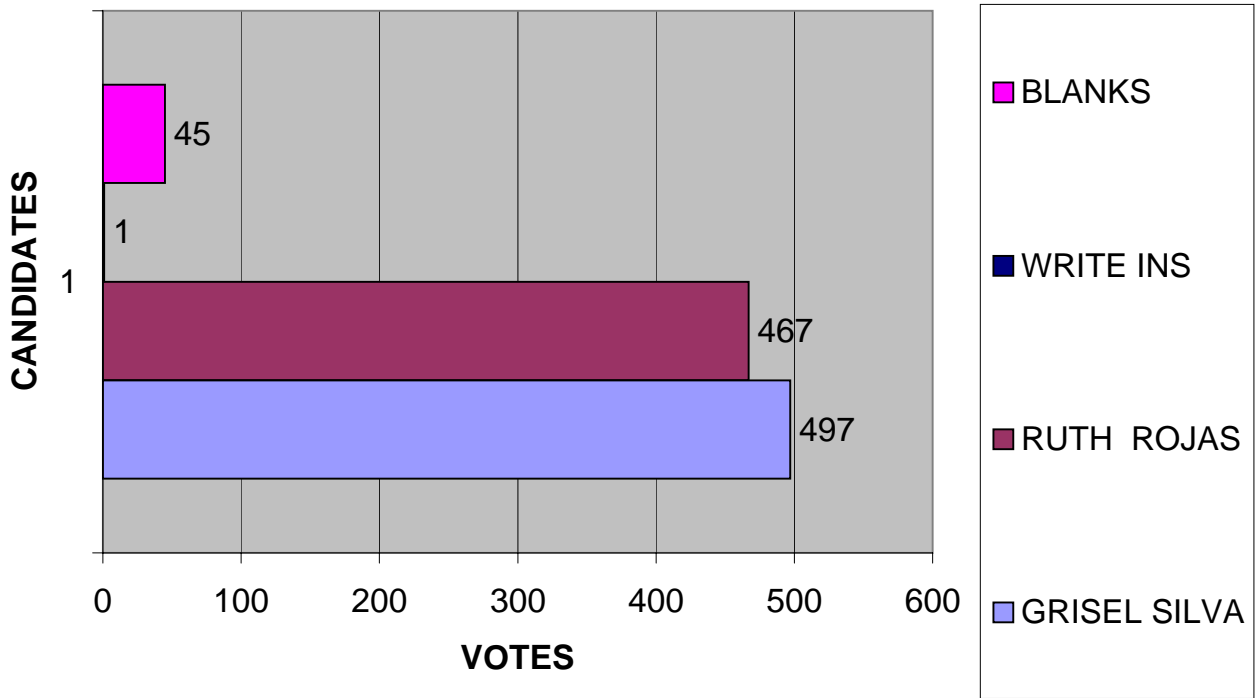
DISTRICT COUNCILOR A



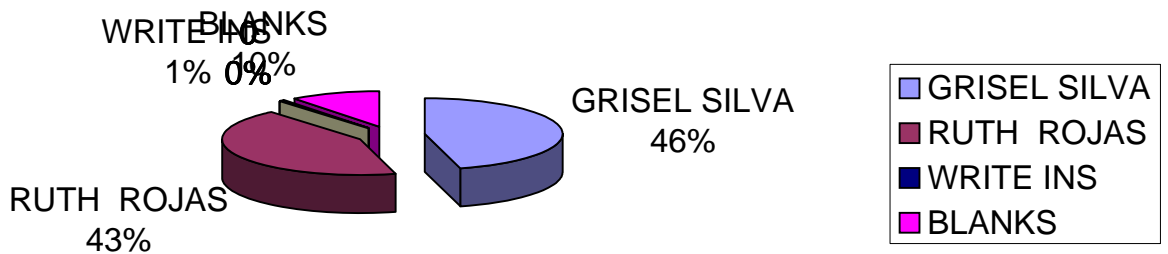
DISTRICT COUNCILOR A



DISTRICT COUNCILOR B



DISTRICT COUNCILOR B



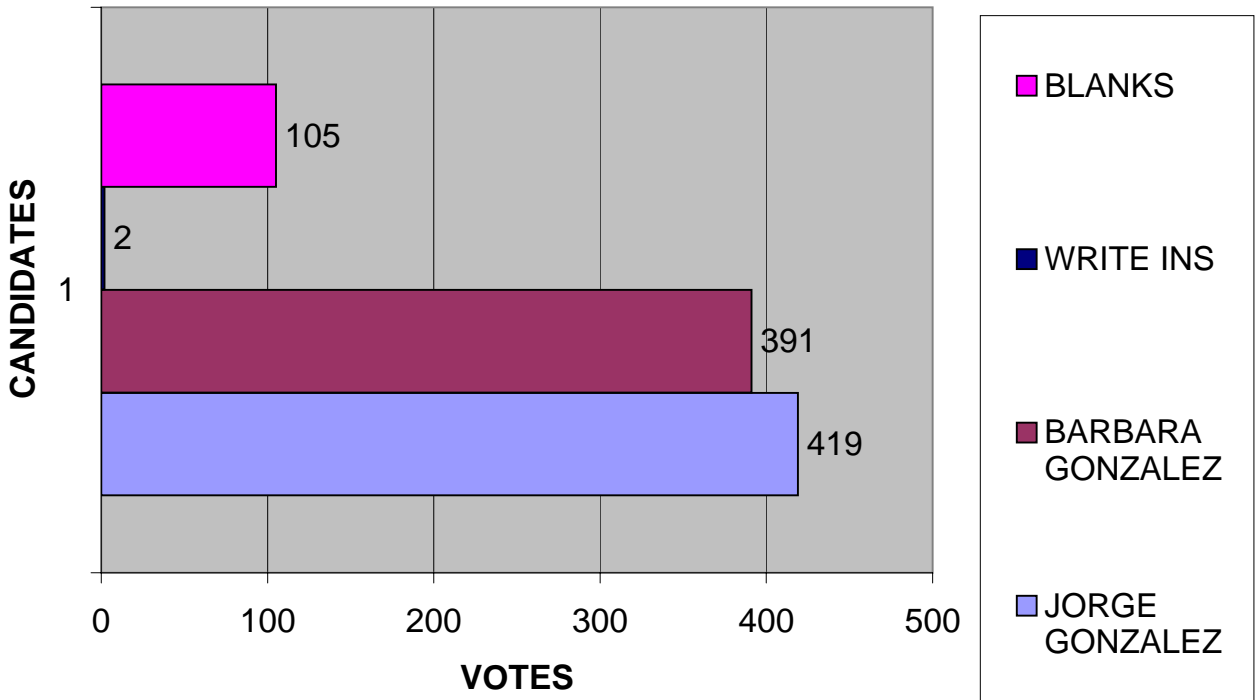
MUNICIPAL ELECTIONS-NOVEMBER 06, 2007-OFFICIAL RESULTS [11-29-07]

**LAWRENCE, MA
DISTRICT COUNCILOR - C**

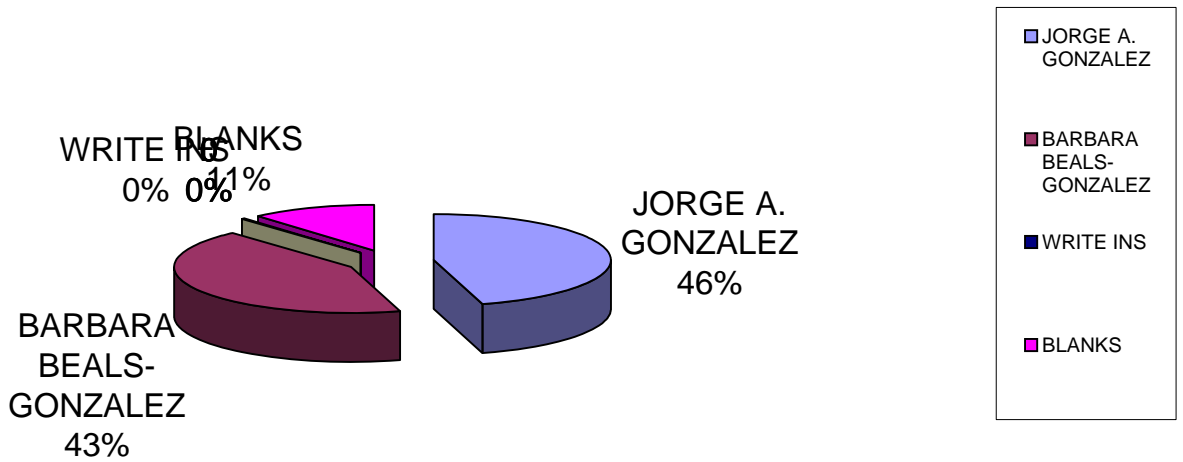
		TOTAL # OF BALLOTS CAST	JORGE A. GONZALEZ	BARBARA BEALS-GONZALEZ	0	0	0	0	0	0	WRITE INS	BLANKS	TOTAL
C	1	288	103	157	0	0	0	0	0	0	0	28	288
	2	151	74	57	0	0	0	0	0	0	1	19	151
	3	268	138	102	0	0	0	0	0	0	0	28	268
	4	210	104	75	0	0	0	0	0	0	1	30	210
TOTAL		917	419	391	0	0	0	0	0	0	2	105	917
GRAND TOTALS													

VOTE PERCENTAGE 45.69% 42.64% 0.00% 0.00% 0.00% 0.00% 0.00% 0.00% 0.22% 11.45% 100.00%

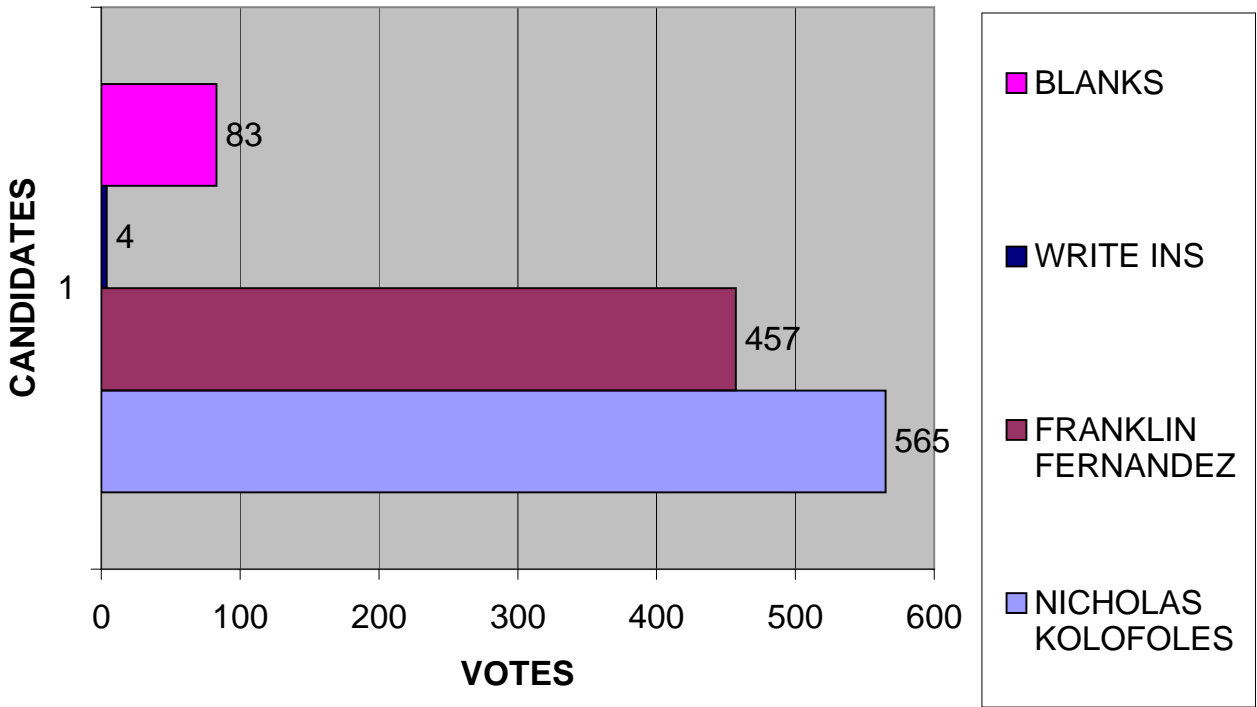
DISTRICT COUNCILOR C



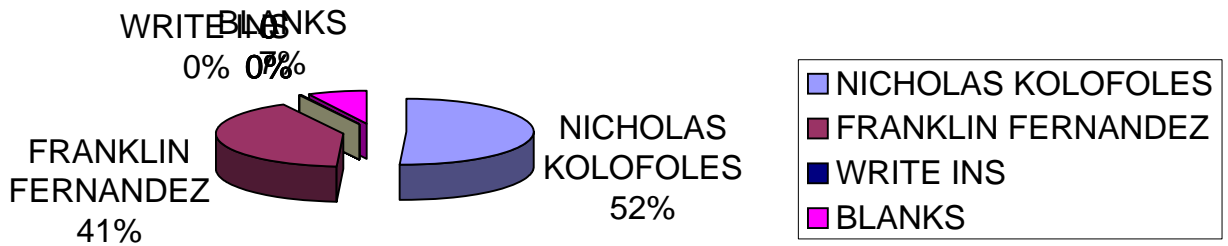
DISTRICT COUNCILOR C



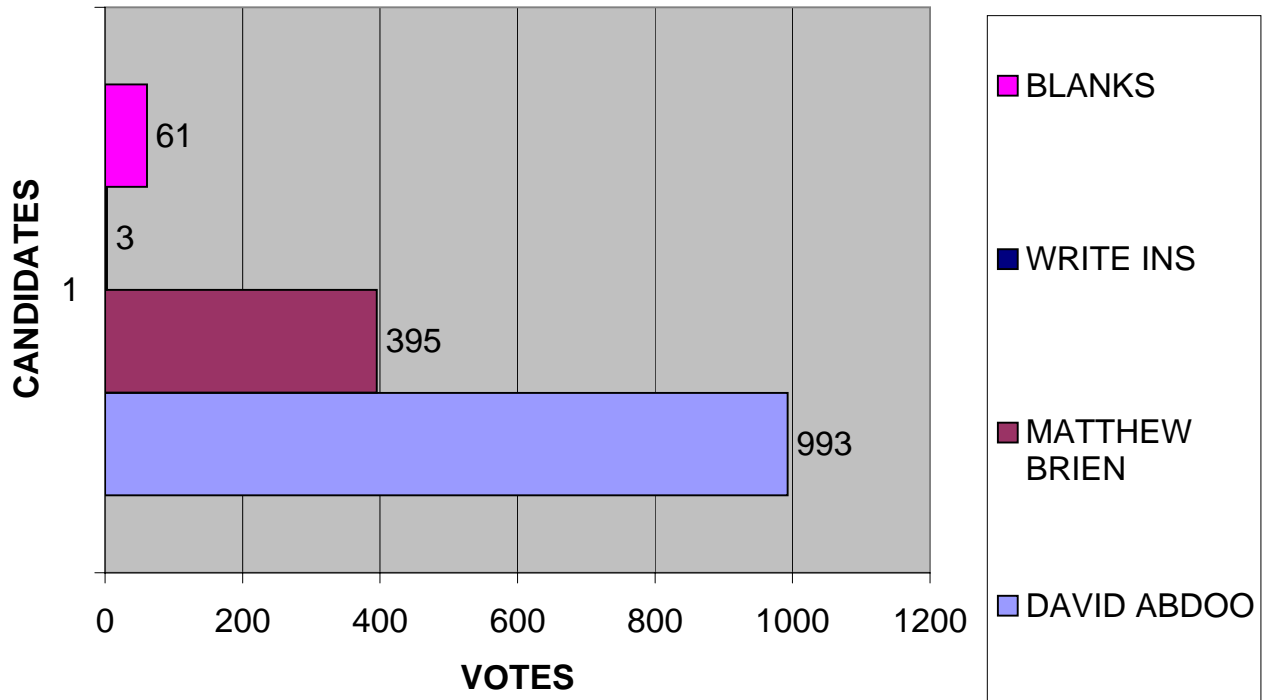
DISTRICT COUNCILOR D



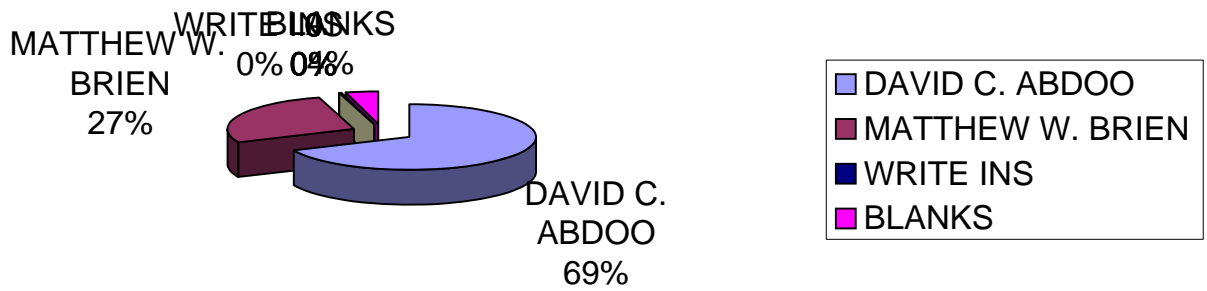
DISTRICT COUNCILOR D



DISTRICT COUNCILOR E



DISTRICT COUNCILOR E

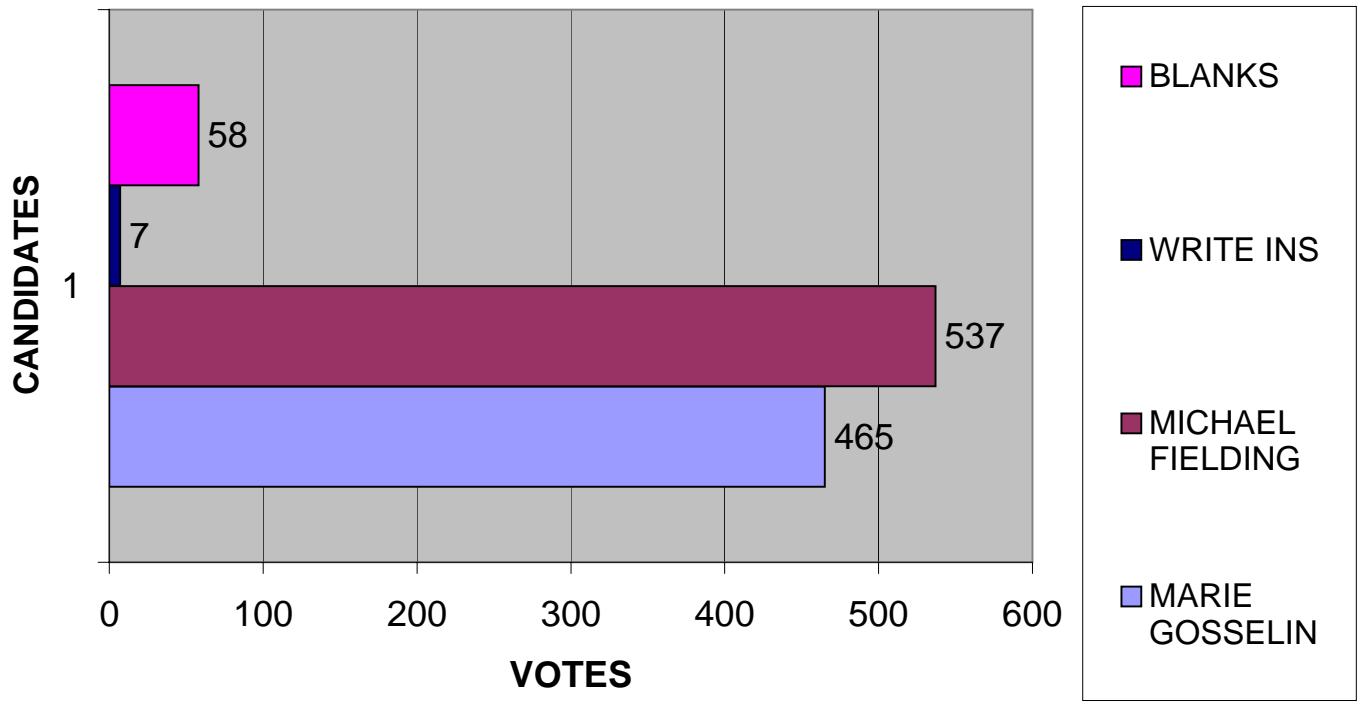


MUNICIPAL ELECTIONS-NOVEMBER 06, 2007-OFFICIAL RESULTS [11-29-07]

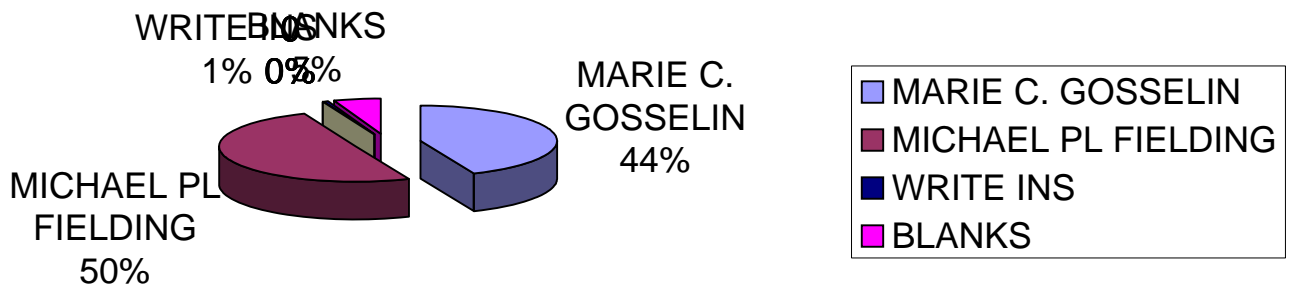
**LAWRENCE, MA
DISTRICT COUNCILOR - F**

		MARIE C. GOSSELIN	MICHAEL PL FIELDING	0	0	0	0	0	0	WRITE INS	BLANKS	TOTAL	
TOTAL # OF BALLOTS CAST													
F	1	455	220	206	0	0	0	0	0	0	5	23	454
	2	184	62	108	0	0	0	0	0	0	0	12	182
	3	156	62	84	0	0	0	0	0	0	1	9	156
	4	275	121	139	0	0	0	0	0	0	1	14	275
TOTAL	1070	465	537	0	0	0	0	0	0	7	58	1067	
GRAND TOTALS													
VOTE PERCENTAGE		43.58%	50.33%	0.00%	0.00%	0.00%	0.00%	0.00%	0.00%	0.66%	5.44%	100.00%	

DISTRICT COUNCILOR F



DISTRICT COUNCILOR F



MUNICIPAL ELECTIONS-NOVEMBER 06, 2007-OFFICIAL RESULTS [11-29-07]

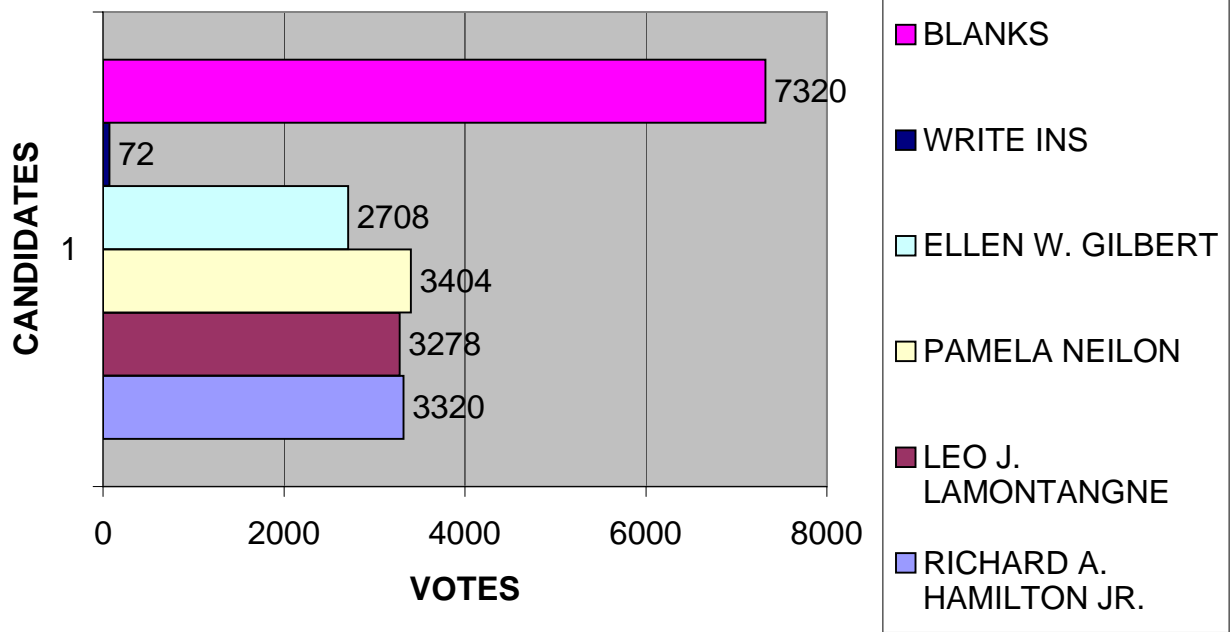
LAWRENCE, MA

GREATER LAWRENCE TECH. SCHOOL COMMITTEE

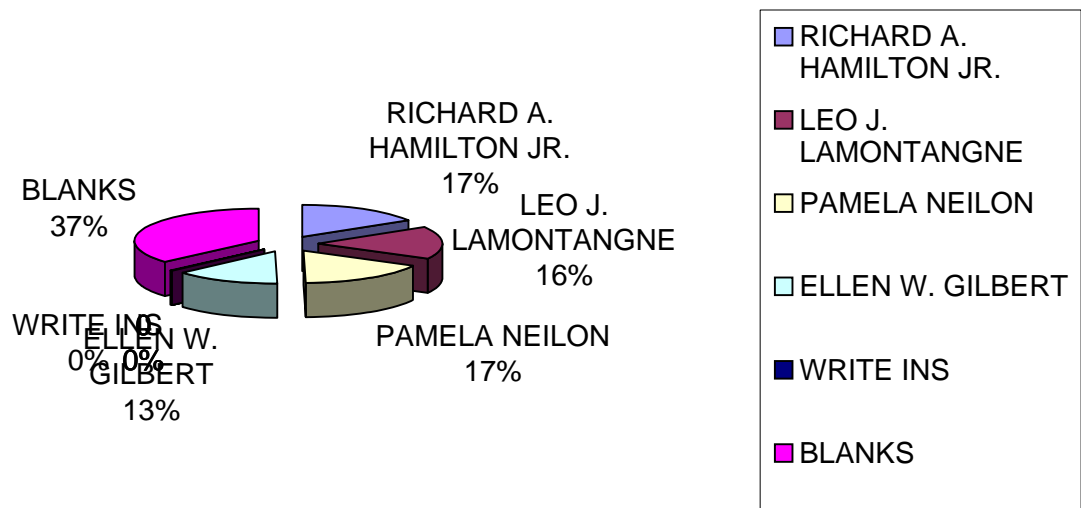
		TOTAL # OF BALLOTS CAST	RICHARD A. HAMILTON JR	LEO J. LAMONTANGNE	PAMELA NEILON	ELLEN W. GILBERT	0	0	0	0	WRITE INS	BLANKS	TOTAL
A	1	303	154	135	160	130	0	0	0	0	4	326	909
	2	166	87	67	74	58	0	0	0	0	2	210	498
	3	323	157	143	171	142	0	0	0	0	3	353	969
	4	278	154	134	153	113	0	0	0	0	3	277	834
TOTAL		1070	552	479	558	443	0	0	0	0	12	1166	3210
B	1	395	189	200	173	177	0	0	0	0	14	432	1185
	2	209	99	90	104	58	0	0	0	0	2	274	627
	3	185	90	80	77	72	0	0	0	0	1	235	555
	4	294	93	93	92	95	0	0	0	0	2	504	879
TOTAL		1083	471	463	446	402	0	0	0	0	19	1445	3246
C	1	288	150	140	141	127	0	0	0	0	4	301	863
	2	151	69	52	78	37	0	0	0	0	1	216	453
	3	268	135	99	127	76	0	0	0	0	4	363	804
	4	210	102	77	99	73	0	0	0	0	1	278	630
TOTAL		917	456	368	445	313	0	0	0	0	10	1158	2750
D	1	312	147	136	136	116	0	0	0	0	2	399	936
	2	281	128	132	129	113	0	0	0	0	5	336	843
	3	166	94	74	100	62	0	0	0	0	2	166	498
	4	350	191	153	182	102	0	0	0	0	7	415	1050
TOTAL		1109	560	495	547	393	0	0	0	0	16	1316	3327
E	1	493	231	312	284	208	0	0	0	0	5	439	1479
	2	511	269	365	298	225	0	0	0	0	0	376	1533
	3	196	102	122	106	82	0	0	0	0	1	175	588
	4	253	142	144	139	125	0	0	0	0	2	207	759
TOTAL		1453	744	943	827	640	0	0	0	0	8	1197	4359
F	1	455	241	255	267	227	0	0	0	0	3	372	1365
	2	184	94	90	92	79	0	0	0	0	1	196	552
	3	156	73	67	79	64	0	0	0	0	1	184	468
	4	275	129	118	143	147	0	0	0	0	2	286	825
TOTAL		1070	537	530	581	517	0	0	0	0	7	1038	3210
GRAND TOTALS		6702	3320	3278	3404	2708	0	0	0	0	72	7320	20102

VOTE PERCENTAGE 16.52% 16.31% 16.93% 13.47% 0.00% 0.00% 0.00% 0.00% 0.36% 36.41% 100.00%

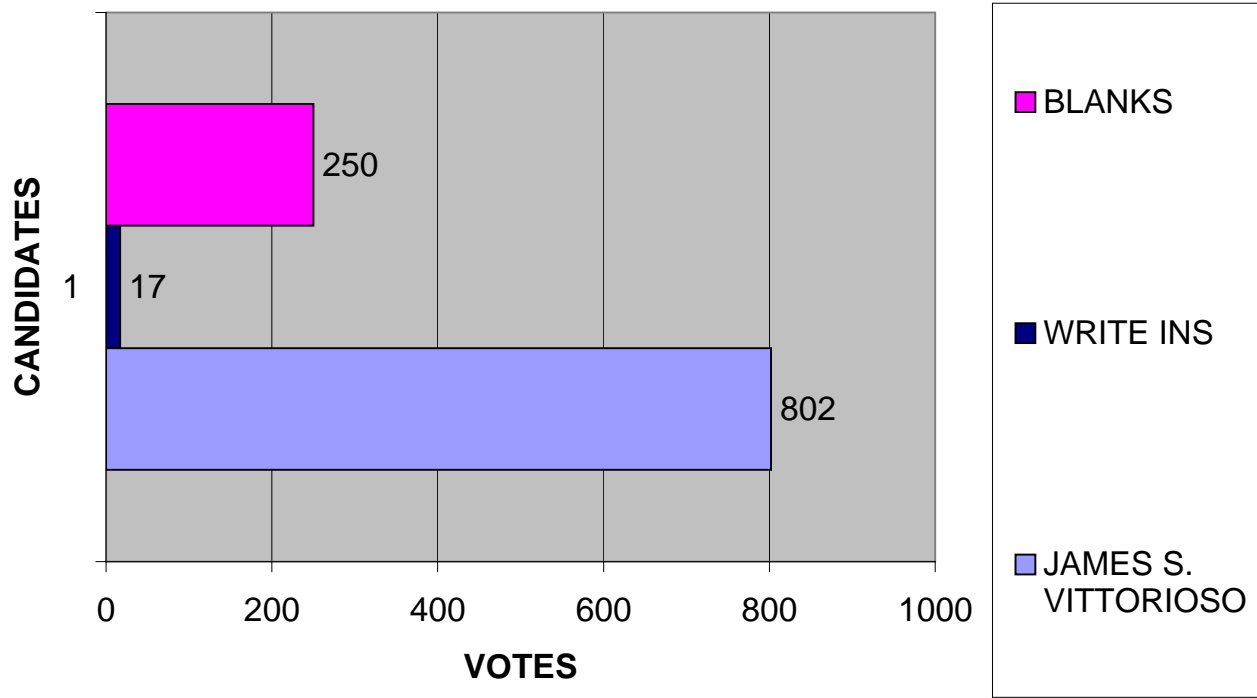
GREATER LAWRENCE TECHNICAL SCHOOL COMMITTEE



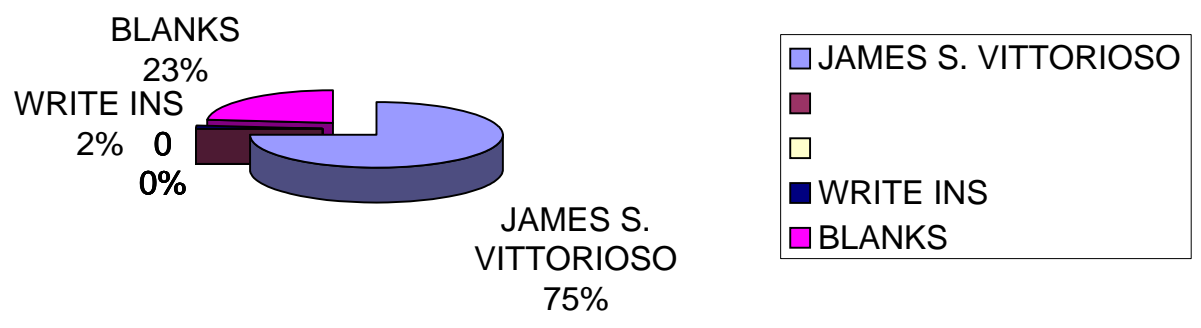
GREATER LAWRENCE TECH. SCHOOL COMMITTEE



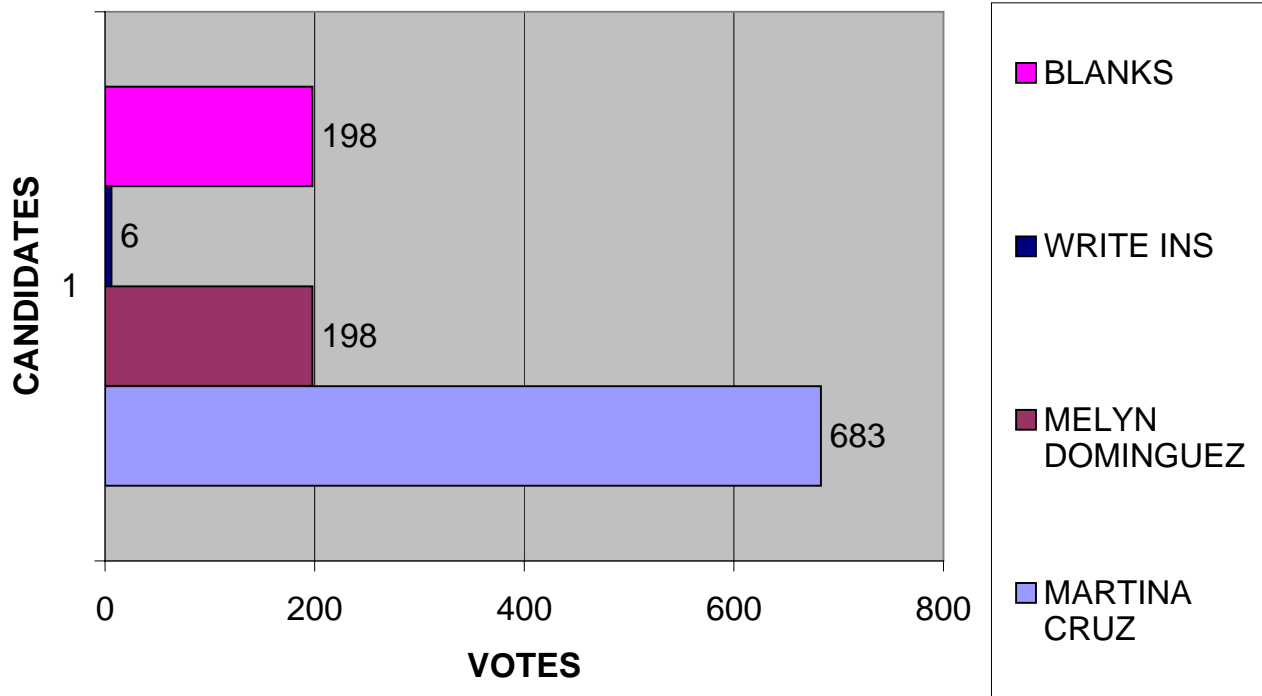
SCHOOL COMMITTEE DISTRICT A



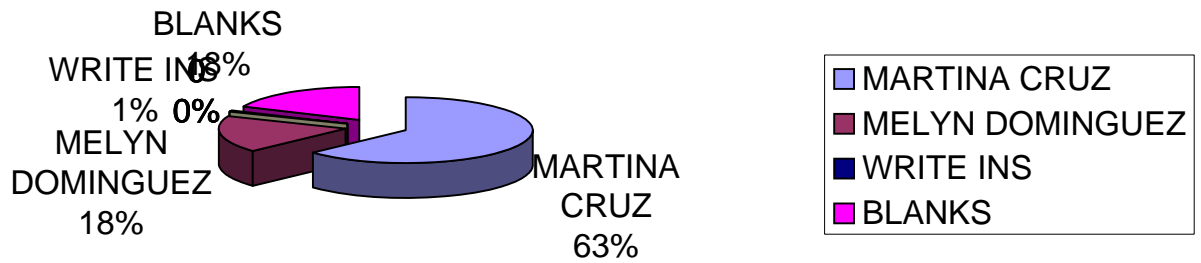
SCHOOL COMMITTEE DISTRICT A



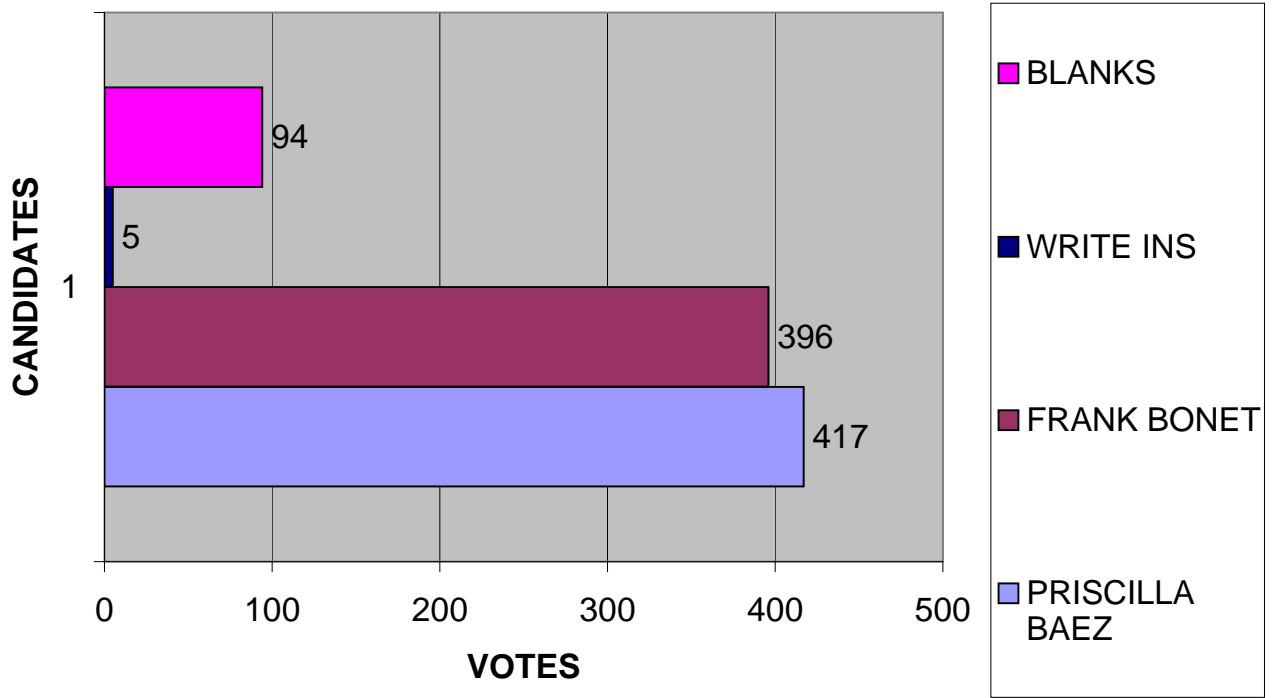
SCHOOL COMMITTEE DISTRICT B



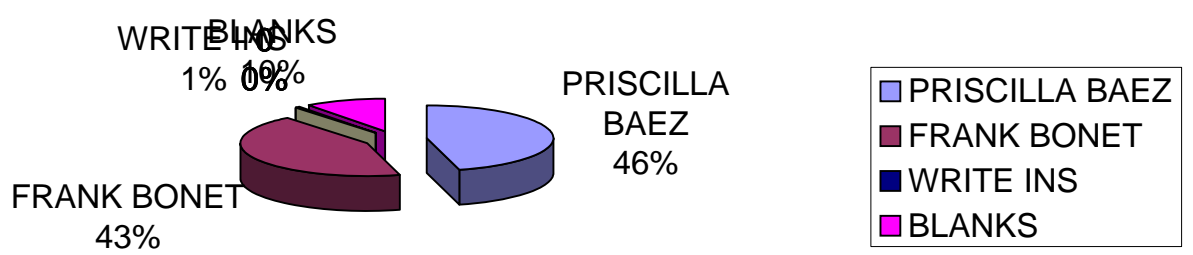
SCHOOL COMMITTEE DISTRICT B



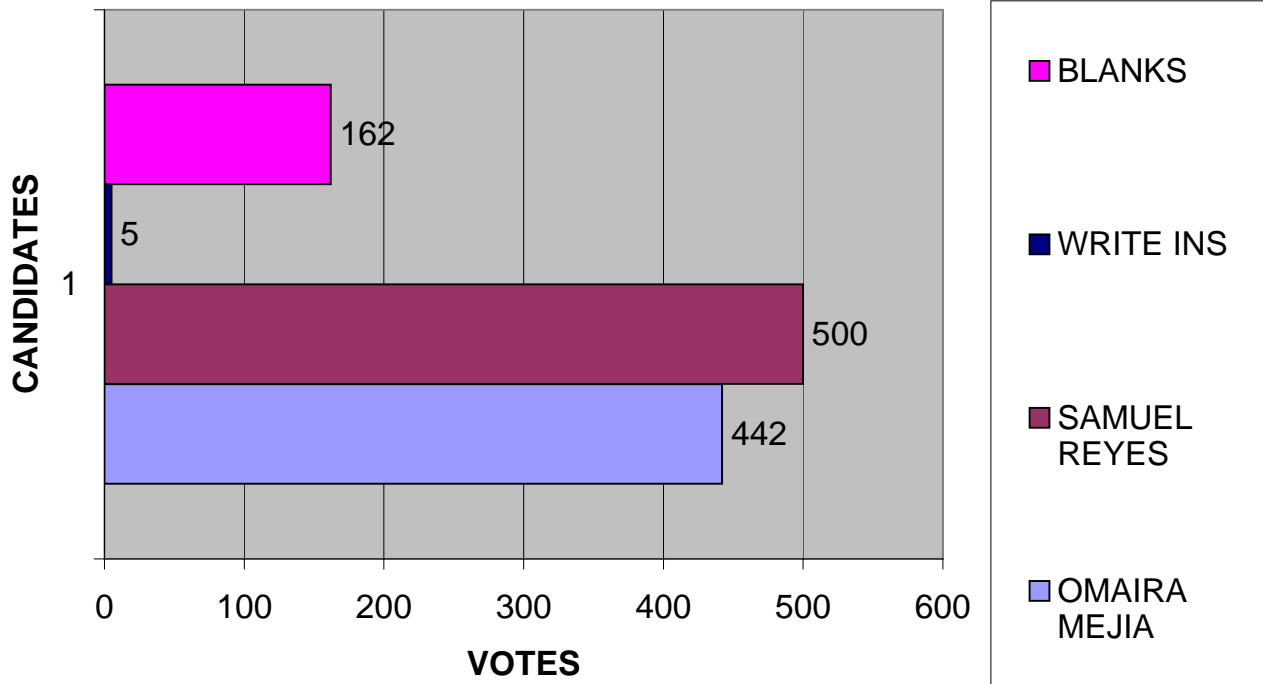
SCHOOL COMMITTEE DISTRICT C



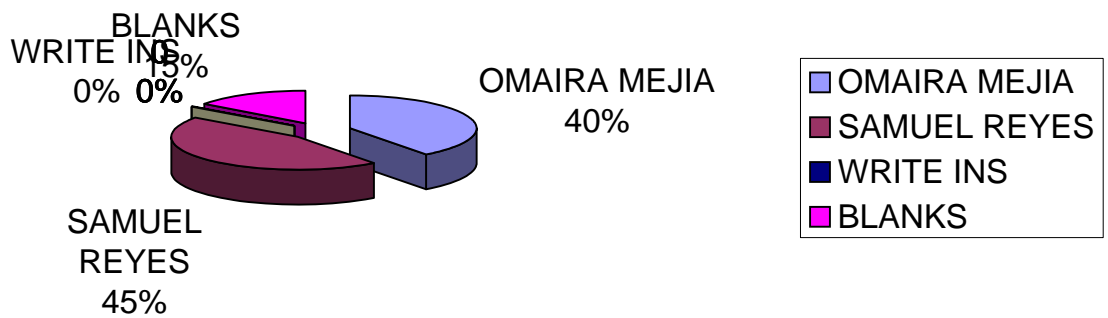
SCHOOL COMMITTEE DISTRICT C



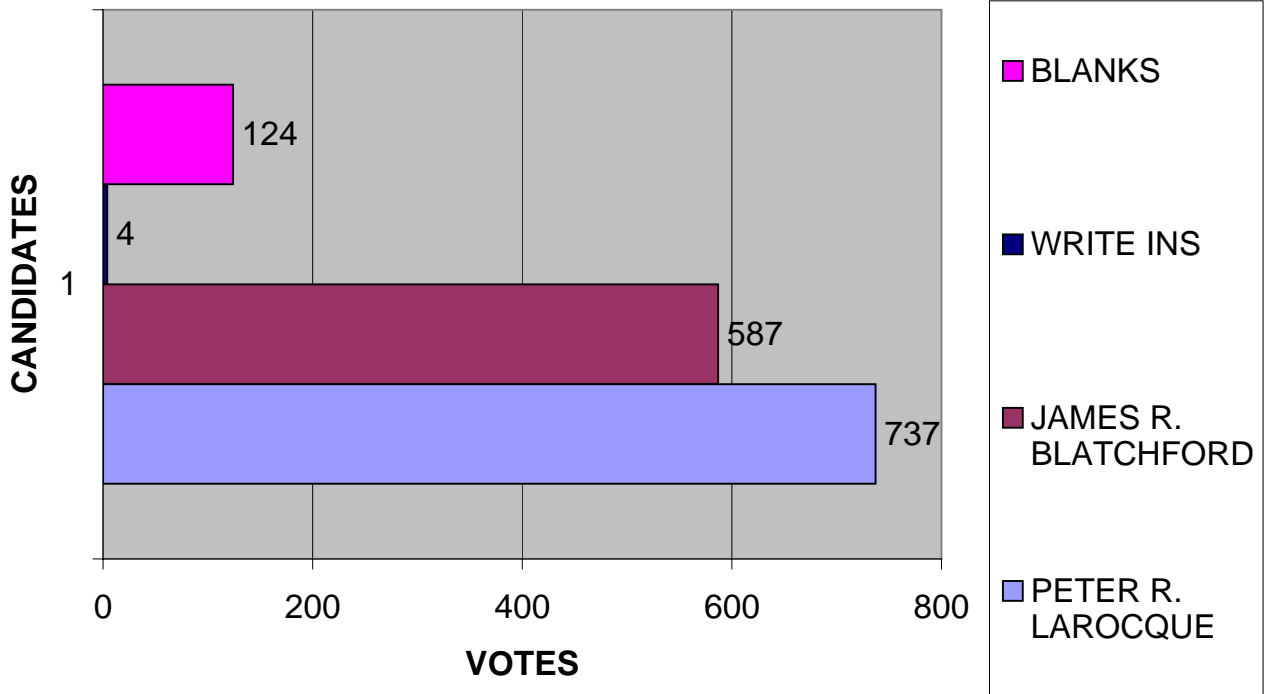
SCHOOL COMMITTEE DISTRICT D



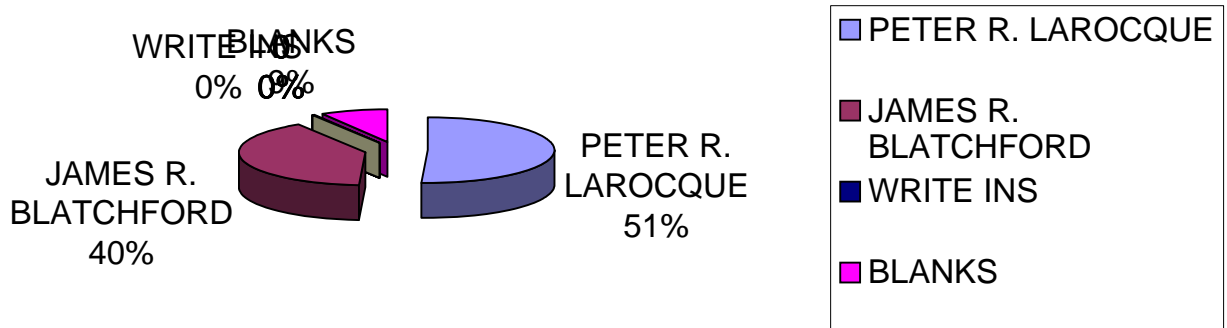
SCHOOL COMMITTEE DISTRICT D



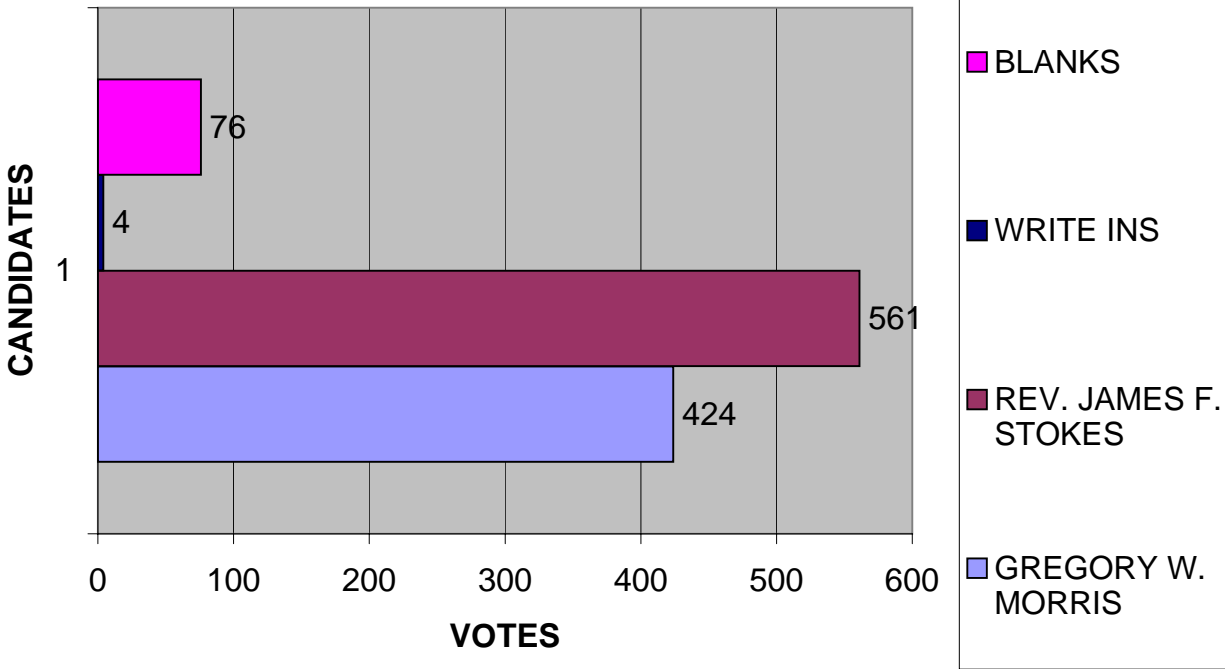
SCHOOL COMMITTEE DISTRICT E



SCHOOL COMMITTEE DISTRICT E



SCHOOL COMMITTEE DISTRICT F



SCHOOL COMMITTEE DISTRICT F

