

**PRESIDENTIAL PRIMARY - FEBRUARY 05, 2008**

LAWRENCE, MA

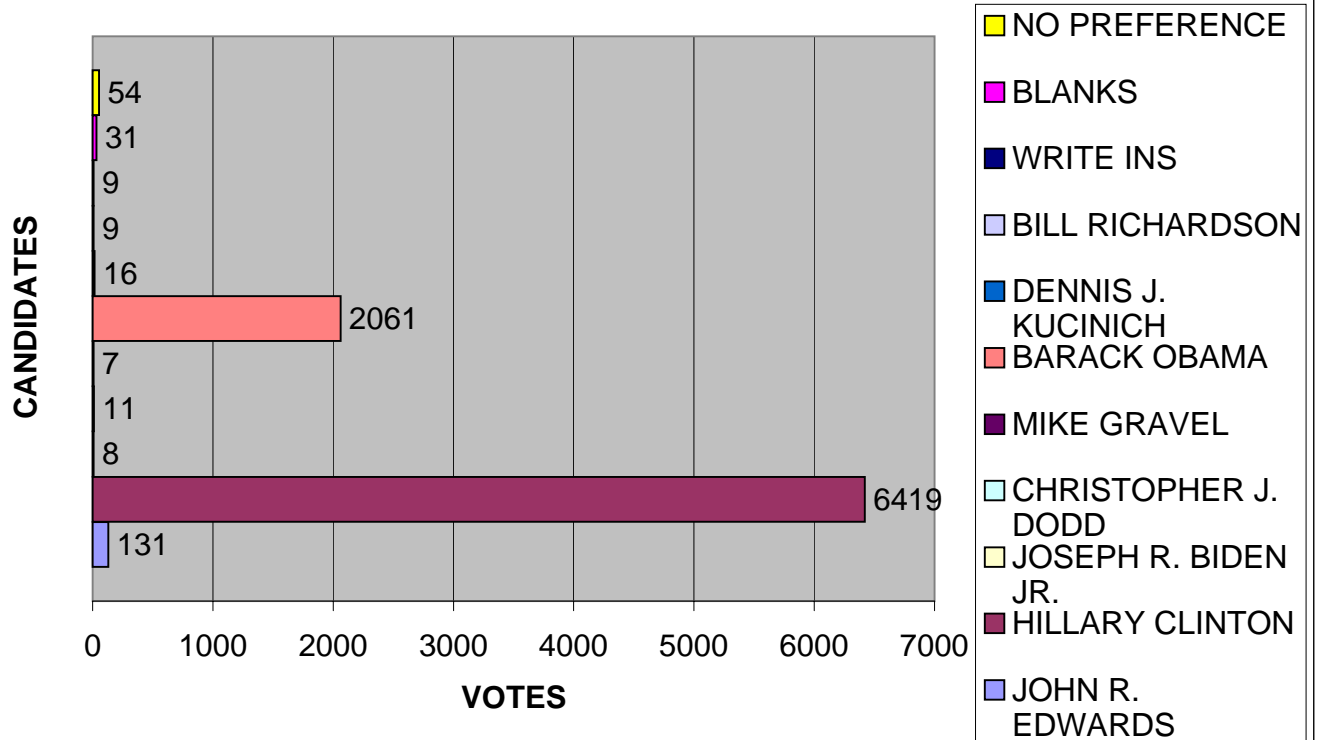
**DEMOCRAT PRESIDENTIAL**

		TOTAL # OF BALLOTS CAST	JOHN R. EDWARDS	HILLARY CLINTON	JOSEPH R. BIDEN JR.	CHRISTOPHER J. DODD	MIKE GRAVEL	BARACK OBAMA	DENNIS J. KUCINICH	BILL RICHARDSON	NO PREFERENCE	WRITE INS	BLANKS	TOTAL VOTES
<b>A</b>	1	363	7	248	0	0	0	107	0	0	1	0	0	363
	2	231	1	183	0	0	0	45	0	0	2	0	0	231
	3	336	8	220	1	0	0	101	1	1	3	1	0	336
	4	327	6	245	0	0	0	73	0	1	2	0	0	327
<b>TOTAL</b>	<b>1257</b>	<b>22</b>	<b>896</b>	<b>1</b>	<b>0</b>	<b>0</b>	<b>326</b>	<b>1</b>	<b>2</b>	<b>8</b>	<b>1</b>	<b>0</b>	<b>1257</b>	
<b>B</b>	1	528	8	423	1	0	0	89	1	1	0	1	4	528
	2	324	0	255	0	0	1	68	0	0	0	0	0	324
	3	308	4	222	0	2	0	78	0	0	1	0	1	308
	4	352	3	278	1	3	0	65	1	0	0	0	1	352
<b>TOTAL</b>	<b>1512</b>	<b>15</b>	<b>1178</b>	<b>2</b>	<b>5</b>	<b>1</b>	<b>300</b>	<b>2</b>	<b>1</b>	<b>1</b>	<b>1</b>	<b>6</b>	<b>1512</b>	
<b>C</b>	1	228	2	197	0	1	0	26	0	0	1	0	1	228
	2	271	2	220	0	1	0	47	0	0	1	0	0	271
	3	406	1	335	0	1	1	65	1	0	0	1	1	406
	4	339	2	249	0	0	0	83	2	1	1	0	1	339
<b>TOTAL</b>	<b>1244</b>	<b>7</b>	<b>1001</b>	<b>0</b>	<b>3</b>	<b>1</b>	<b>221</b>	<b>3</b>	<b>1</b>	<b>3</b>	<b>1</b>	<b>3</b>	<b>1244</b>	
<b>D</b>	1	414	5	283	0	0	0	119	0	0	5	1	1	0
	2	518	4	361	1	1	0	142	2	1	3	1	2	0
	3	301	4	227	0	0	0	67	1	0	0	0	2	0
	4	428	4	346	0	0	0	70	0	0	0	1	7	0
<b>TOTAL</b>	<b>1661</b>	<b>17</b>	<b>1217</b>	<b>1</b>	<b>1</b>	<b>0</b>	<b>398</b>	<b>3</b>	<b>1</b>	<b>8</b>	<b>3</b>	<b>12</b>	<b>1661</b>	
<b>E</b>	1	544	13	358	0	0	2	159	0	0	10	0	2	544
	2	525	14	365	2	0	0	128	0	2	11	0	3	525
	3	306	4	211	0	1	2	83	1	1	2	0	1	306
	4	361	10	238	0	0	0	106	0	1	4	1	1	361
<b>TOTAL</b>	<b>1736</b>	<b>41</b>	<b>1172</b>	<b>2</b>	<b>1</b>	<b>4</b>	<b>476</b>	<b>1</b>	<b>4</b>	<b>27</b>	<b>1</b>	<b>7</b>	<b>1736</b>	
<b>F</b>	1	482	14	313	2	0	0	143	4	0	3	2	1	482
	2	285	5	211	0	0	1	65	0	0	1	0	2	285
	3	249	2	193	0	1	0	53	0	0	0	0	0	249
	4	330	8	238	0	0	0	79	2	0	3	0	0	330
<b>TOTAL</b>	<b>1346</b>	<b>29</b>	<b>955</b>	<b>2</b>	<b>1</b>	<b>1</b>	<b>340</b>	<b>6</b>	<b>0</b>	<b>7</b>	<b>2</b>	<b>3</b>	<b>1346</b>	
<b>GRAND TOTALS</b>	<b>8756</b>	<b>131</b>	<b>6419</b>	<b>8</b>	<b>11</b>	<b>7</b>	<b>2061</b>	<b>16</b>	<b>9</b>	<b>54</b>	<b>9</b>	<b>31</b>	<b>8756</b>	

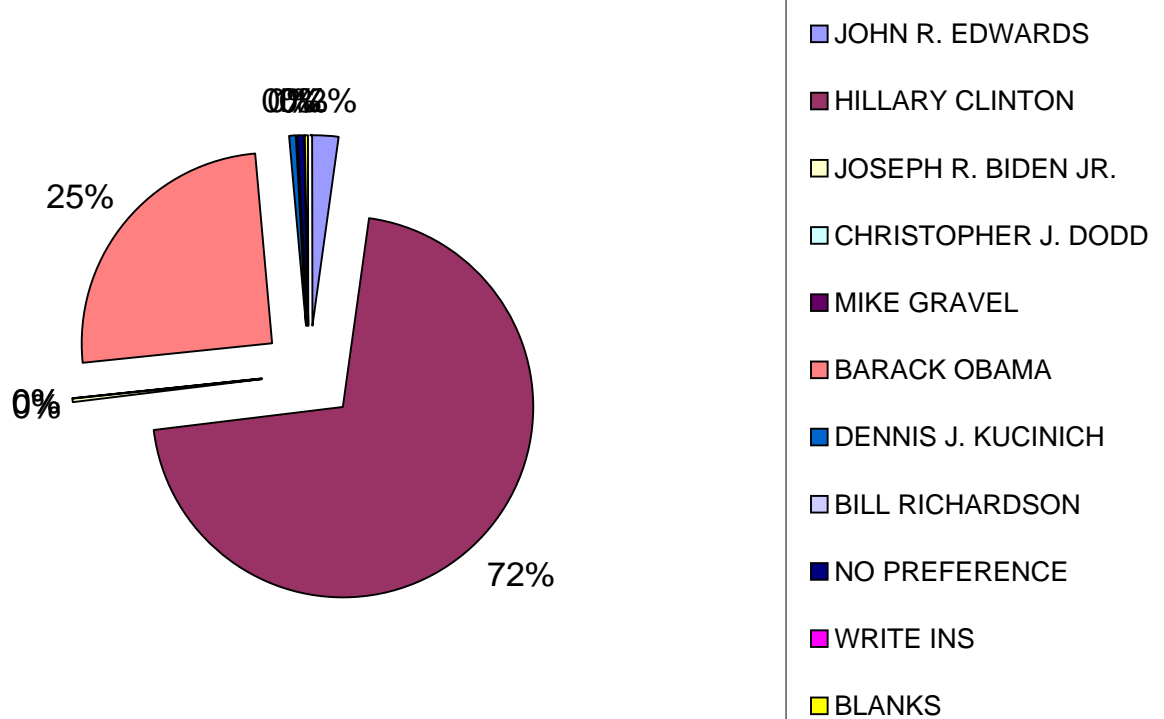
VOTE PERCENTAGE

1.50% 73.31% 0.09% 0.13% 0.08% 23.54% 0.18% 0.10% 0.62% 0.10% 0.35% 1.00%

## PRESIDENTIAL DEMOCRAT



## PRESIDENTIAL DEMOCRAT



# PRESIDENTIAL PRIMARY - FEBRUARY 05, 2008

LAWRENCE, MA

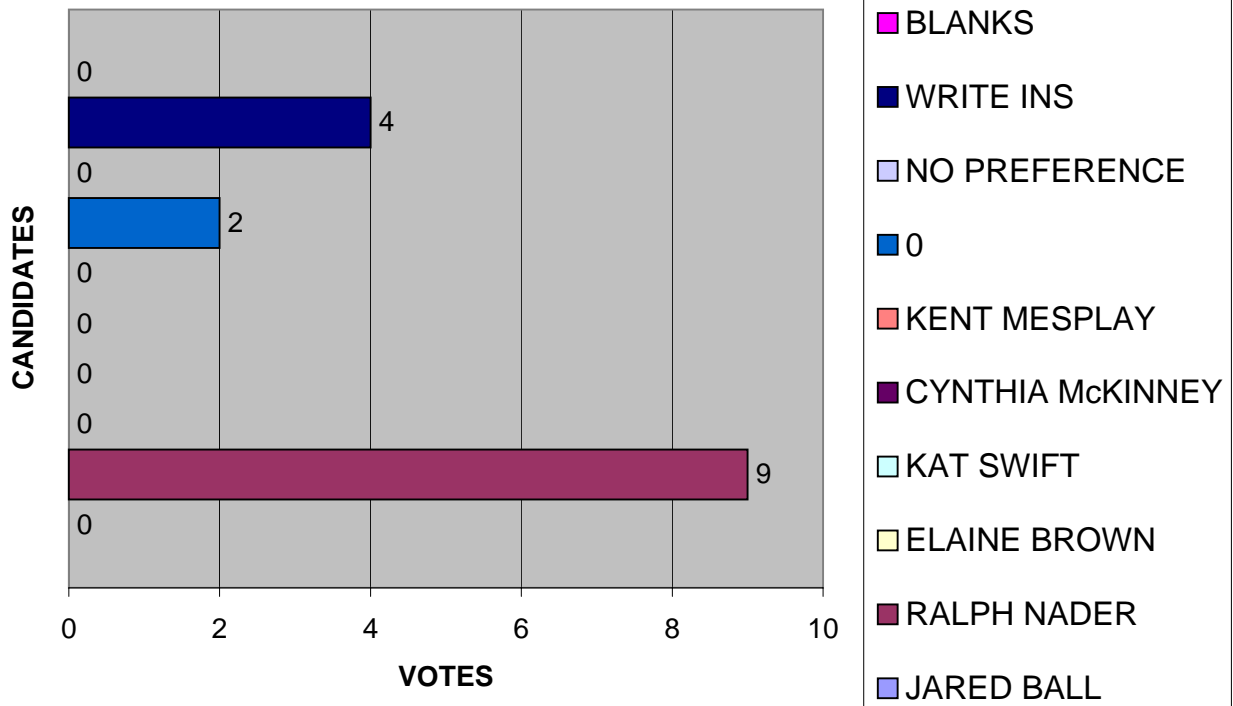
## GREEN-RAINBOW PRESIDENTIAL

		TOTAL # OF BALLOTS CAST	JARED BALL	RALPH NADER	ELAINE BROWN	KAT SWIFT	CYNTHIA MCKINNEY	KENT MESPLAY	0	NO PREFERENCE	WRITE INS	BLANKS	TOTAL VOTES
<b>A</b>	1	2	0	1	0	0	0	0	0	0	1	0	2
	2	0	0	0	0	0	0	0	0	0	0	0	0
	3	2	0	2	0	0	0	0	0	0	0	0	2
	4	1	0	0	0	0	0	0	0	0	1	0	1
<b>TOTAL</b>		<b>5</b>	<b>0</b>	<b>3</b>	<b>0</b>	<b>0</b>	<b>0</b>	<b>0</b>	<b>0</b>	<b>0</b>	<b>2</b>	<b>0</b>	<b>5</b>
<b>B</b>	1	0	0	0	0	0	0	0	0	0	0	0	0
	2	0	0	0	0	0	0	0	0	0	0	0	0
	3	0	0	0	0	0	0	0	0	0	0	0	0
	4	0	0	0	0	0	0	0	0	0	0	0	0
<b>TOTAL</b>		<b>0</b>	<b>0</b>	<b>0</b>	<b>0</b>	<b>0</b>	<b>0</b>	<b>0</b>	<b>0</b>	<b>0</b>	<b>0</b>	<b>0</b>	<b>0</b>
<b>C</b>	1	0	0	0	0	0	0	0	0	0	0	0	0
	2	0	0	0	0	0	0	0	0	0	0	0	0
	3	0	0	0	0	0	0	0	0	0	0	0	0
	4	0	0	0	0	0	0	0	0	0	0	0	0
<b>TOTAL</b>		<b>0</b>	<b>0</b>	<b>0</b>	<b>0</b>	<b>0</b>	<b>0</b>	<b>0</b>	<b>0</b>	<b>0</b>	<b>0</b>	<b>0</b>	<b>0</b>
<b>D</b>	1	1	0	0	0	0	0	0	1	0	0	0	1
	2	1	0	0	0	0	0	0	1	0	0	0	1
	3	0	0	0	0	0	0	0	0	0	0	0	0
	4	1	0	1	0	0	0	0	0	0	0	0	1
<b>TOTAL</b>		<b>3</b>	<b>0</b>	<b>1</b>	<b>0</b>	<b>0</b>	<b>0</b>	<b>0</b>	<b>2</b>	<b>0</b>	<b>0</b>	<b>0</b>	<b>3</b>
<b>E</b>	1	0	0	0	0	0	0	0	0	0	0	0	0
	2	1	0	0	0	0	0	0	0	1	0	0	1
	3	4	0	3	0	0	0	0	0	1	0	0	4
	4	0	0	0	0	0	0	0	0	0	0	0	0
<b>TOTAL</b>		<b>5</b>	<b>0</b>	<b>3</b>	<b>0</b>	<b>0</b>	<b>0</b>	<b>0</b>	<b>0</b>	<b>2</b>	<b>0</b>	<b>0</b>	<b>5</b>
<b>F</b>	1	1	0	1	0	0	0	0	0	0	0	0	1
	2	0	0	0	0	0	0	0	0	0	0	0	0
	3	0	0	0	0	0	0	0	0	0	0	0	0
	4	1	0	1	0	0	0	0	0	0	0	0	1
<b>TOTAL</b>		<b>2</b>	<b>0</b>	<b>2</b>	<b>0</b>	<b>0</b>	<b>0</b>	<b>0</b>	<b>0</b>	<b>0</b>	<b>0</b>	<b>0</b>	<b>2</b>
<b>GRAND TOTALS</b>		<b>15</b>	<b>0</b>	<b>9</b>	<b>0</b>	<b>0</b>	<b>0</b>	<b>0</b>	<b>2</b>	<b>0</b>	<b>4</b>	<b>0</b>	<b>15</b>

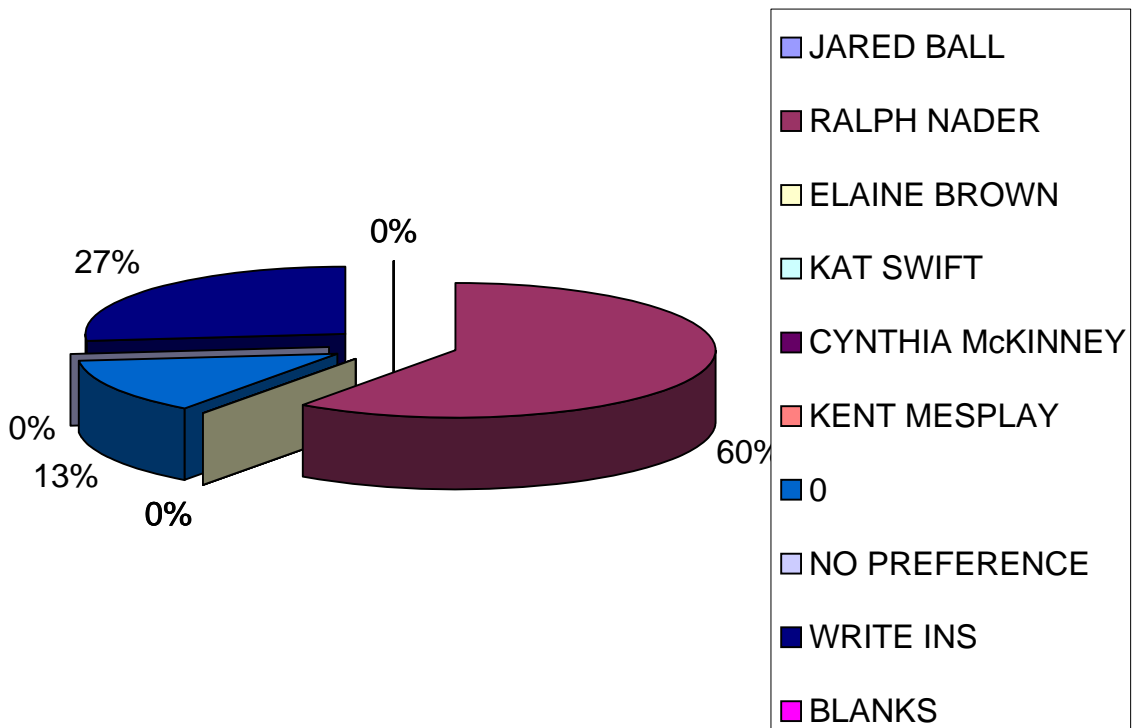
VOTE PERCENTAGE

0.00% 60.00% 0.00% 0.00% 0.00% 0.00% 13.33% 0.00% 26.67% 0.00% 100.00%

## PRESIDENTIAL GREEN - RAINBOW



## PRESIDENTIAL GREEN - RAINBOW



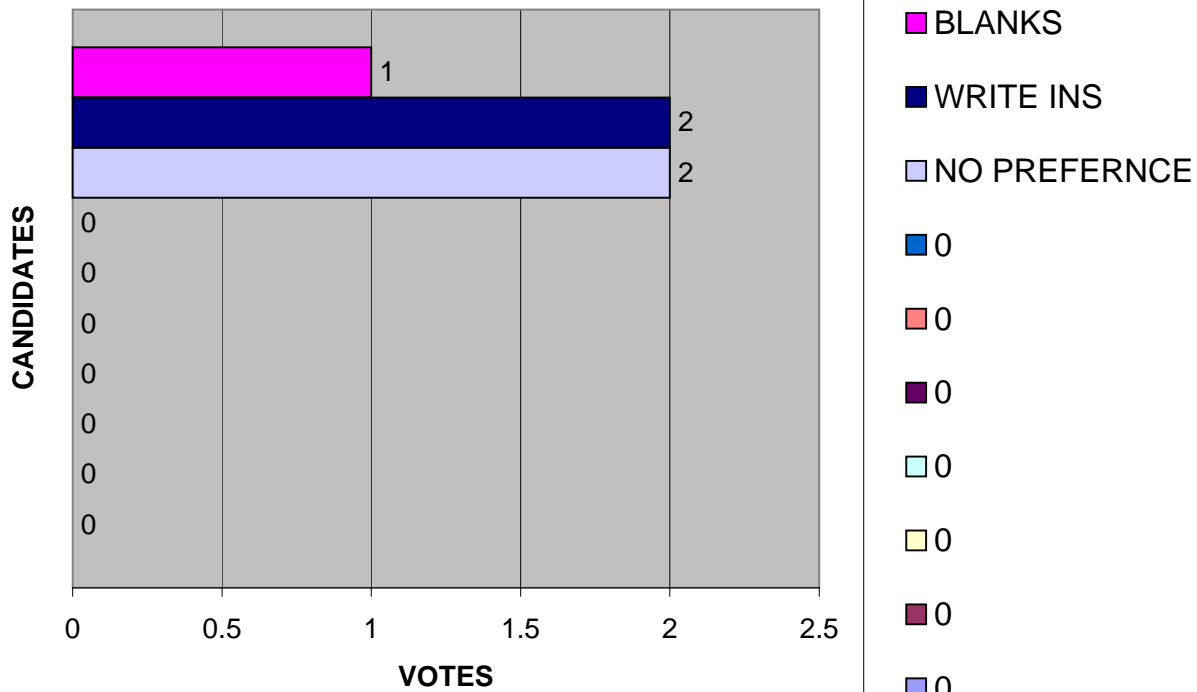
# PRESIDENTIAL PRIMARY - FEBRUARY 05, 2008

LAWRENCE, MA

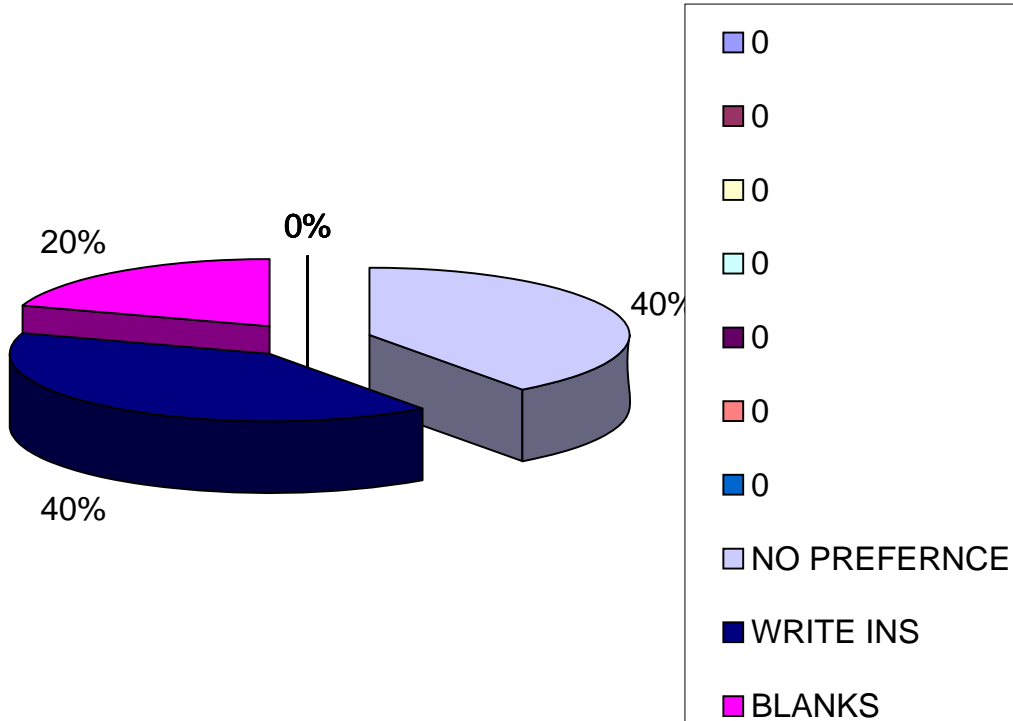
## WORKING FAMILY PRESIDENTIAL

		TOTAL # OF BALLOTS CAST								NO PREFERENCE	WRITE INS	BLANKS	TOTAL VOTES
			0	0	0	0	0	0	0				
<b>A</b>	1	1	0	0	0	0	0	0	0	0	1	0	1
	2	0	0	0	0	0	0	0	0	0	0	0	0
	3	0	0	0	0	0	0	0	0	0	0	0	0
	4	0	0	0	0	0	0	0	0	0	0	0	0
<b>TOTAL</b>		<b>1</b>	<b>0</b>	<b>0</b>	<b>0</b>	<b>0</b>	<b>0</b>	<b>0</b>	<b>0</b>	<b>0</b>	<b>1</b>	<b>0</b>	<b>1</b>
<b>B</b>	1	1	0	0	0	0	0	0	0	1	0	0	1
	2	0	0	0	0	0	0	0	0	0	0	0	0
	3	0	0	0	0	0	0	0	0	0	0	0	0
	4	0	0	0	0	0	0	0	0	0	0	0	0
<b>TOTAL</b>		<b>1</b>	<b>0</b>	<b>0</b>	<b>0</b>	<b>0</b>	<b>0</b>	<b>0</b>	<b>0</b>	<b>1</b>	<b>0</b>	<b>0</b>	<b>1</b>
<b>C</b>	1	0	0	0	0	0	0	0	0	0	0	0	0
	2	0	0	0	0	0	0	0	0	0	0	0	0
	3	0	0	0	0	0	0	0	0	0	0	0	0
	4	0	0	0	0	0	0	0	0	0	0	0	0
<b>TOTAL</b>		<b>0</b>	<b>0</b>	<b>0</b>	<b>0</b>	<b>0</b>	<b>0</b>	<b>0</b>	<b>0</b>	<b>0</b>	<b>0</b>	<b>0</b>	<b>0</b>
<b>D</b>	1	1	0	0	0	0	0	0	0	0	1	0	1
	2	0	0	0	0	0	0	0	0	0	0	0	0
	3	0	0	0	0	0	0	0	0	0	0	0	0
	4	0	0	0	0	0	0	0	0	0	0	0	0
<b>TOTAL</b>		<b>1</b>	<b>0</b>	<b>0</b>	<b>0</b>	<b>0</b>	<b>0</b>	<b>0</b>	<b>0</b>	<b>0</b>	<b>1</b>	<b>0</b>	<b>1</b>
<b>E</b>	1	0	0	0	0	0	0	0	0	0	0	0	0
	2	0	0	0	0	0	0	0	0	0	0	0	0
	3	0	0	0	0	0	0	0	0	0	0	0	0
	4	0	0	0	0	0	0	0	0	0	0	0	0
<b>TOTAL</b>		<b>0</b>	<b>0</b>	<b>0</b>	<b>0</b>	<b>0</b>	<b>0</b>	<b>0</b>	<b>0</b>	<b>0</b>	<b>0</b>	<b>0</b>	<b>0</b>
<b>F</b>	1	0	0	0	0	0	0	0	0	0	0	0	0
	2	1	0	0	0	0	0	0	1	0	0	0	1
	3	1	0	0	0	0	0	0	0	0	1	0	1
	4	0	0	0	0	0	0	0	0	0	0	0	0
<b>TOTAL</b>		<b>2</b>	<b>0</b>	<b>0</b>	<b>0</b>	<b>0</b>	<b>0</b>	<b>0</b>	<b>1</b>	<b>0</b>	<b>1</b>	<b>0</b>	<b>2</b>
<b>GRAND TOTALS</b>		<b>5</b>	<b>0</b>	<b>0</b>	<b>0</b>	<b>0</b>	<b>0</b>	<b>0</b>	<b>2</b>	<b>2</b>	<b>1</b>	<b>0</b>	<b>5</b>

## PRESIDENTIAL - WORKING FAMILY



## PRESIDENTIAL WORKING FAMILY



# PRESIDENTIAL PRIMARY - FEBRUARY 05, 2008

LAWRENCE, MA

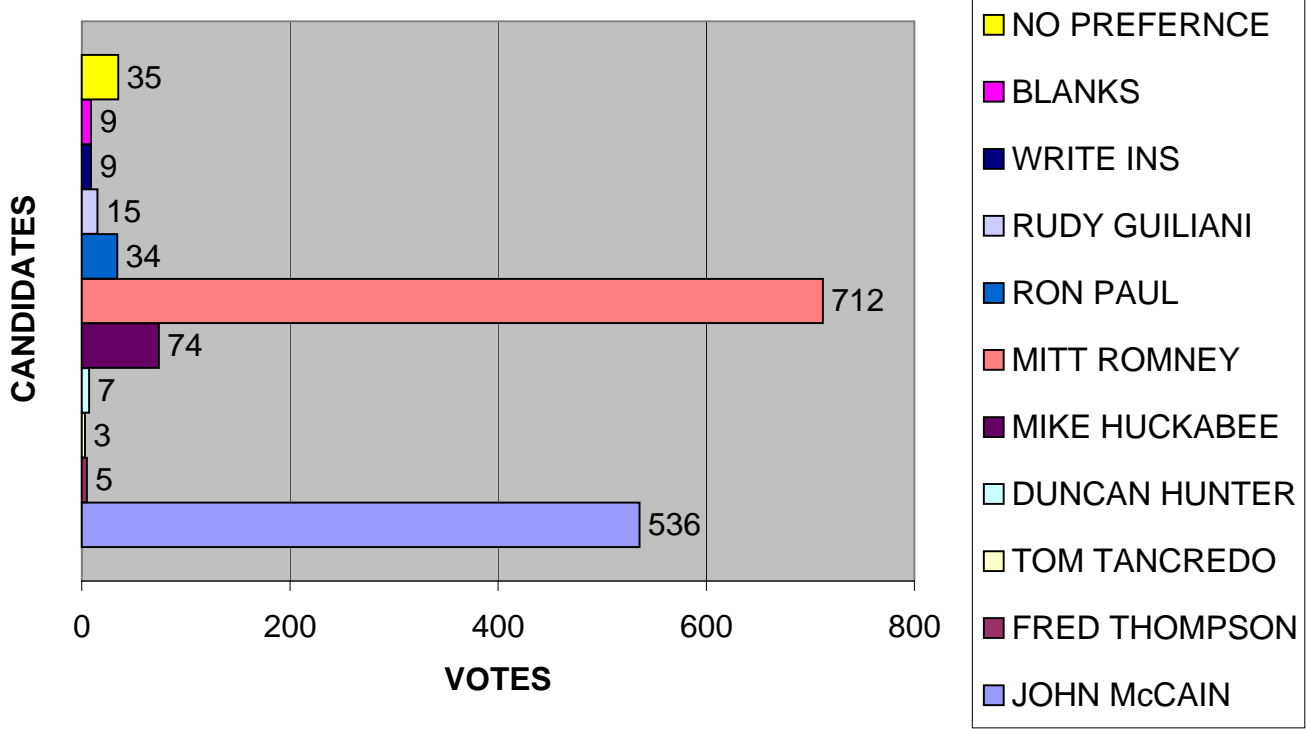
## REPUBLICAN PRESIDENTIAL

		TOTAL # OF BALLOTS CAST	JOHN MCCAIN	FRED THOMPSON	TOM TANCREDO	DUNCAN HUNTER	MIKE HUCKABEE	MITT ROMNEY	RON PAUL	RUDY GUILIANI	NO PREFERENCE	WRITE INS	BLANKS	TOTAL VOTES
<b>A</b>	1	68	25	1	0	0	8	33	1	0	0	0	0	68
	2	20	6	0	0	0	2	10	1	1	0	0	0	20
	3	63	24	0	0	0	2	30	0	3	1	1	2	63
	4	54	26	0	1	1	1	21	1	0	2	1	0	54
<b>TOTAL</b>		<b>205</b>	<b>81</b>	<b>1</b>	<b>1</b>	<b>1</b>	<b>13</b>	<b>94</b>	<b>3</b>	<b>4</b>	<b>3</b>	<b>2</b>	<b>2</b>	<b>205</b>
<b>B</b>	1	46	15	0	0	0	1	19	0	1	8	1	1	46
	2	13	3	0	0	0	1	7	2	0	0	0	0	13
	3	31	9	0	0	0	2	18	2	0	0	0	0	31
	4	28	16	1	0	0	0	9	1	0	1	0	0	28
<b>TOTAL</b>		<b>118</b>	<b>43</b>	<b>1</b>	<b>0</b>	<b>0</b>	<b>4</b>	<b>53</b>	<b>5</b>	<b>1</b>	<b>9</b>	<b>1</b>	<b>1</b>	<b>118</b>
<b>C</b>	1	11	3	0	0	0	0	6	0	0	0	1	1	11
	2	23	8	0	0	2	3	8	0	0	2	0	0	23
	3	13	3	0	0	0	0	6	1	0	0	2	1	13
	4	19	6	0	0	0	0	9	0	3	1	0	0	19
<b>TOTAL</b>		<b>66</b>	<b>20</b>	<b>0</b>	<b>0</b>	<b>2</b>	<b>3</b>	<b>29</b>	<b>1</b>	<b>3</b>	<b>3</b>	<b>3</b>	<b>2</b>	<b>66</b>
<b>D</b>	1	69	27	1	1	0	2	33	2	0	3	0	0	69
	2	110	39	0	0	1	3	64	2	1	0	0	0	110
	3	38	12	0	0	1	5	18	1	0	1	0	0	38
	4	39	18	1	0	1	0	12	2	1	4	0	0	39
<b>TOTAL</b>		<b>256</b>	<b>96</b>	<b>2</b>	<b>1</b>	<b>3</b>	<b>10</b>	<b>127</b>	<b>7</b>	<b>2</b>	<b>8</b>	<b>0</b>	<b>0</b>	<b>256</b>
<b>E</b>	1	169	50	0	1	0	10	101	6	1	0	0	0	169
	2	208	84	0	0	0	12	103	4	2	0	3	0	208
	3	67	25	0	0	0	7	32	2	0	1	0	0	67
	4	88	37	0	0	0	4	40	3	0	2	0	2	88
<b>TOTAL</b>		<b>532</b>	<b>196</b>	<b>0</b>	<b>1</b>	<b>0</b>	<b>33</b>	<b>276</b>	<b>15</b>	<b>3</b>	<b>3</b>	<b>3</b>	<b>2</b>	<b>532</b>
<b>F</b>	1	133	46	1	0	0	8	72	3	1	0	0	2	133
	2	34	13	0	0	0	2	9	0	1	9	0	0	34
	3	35	15	0	0	1	1	18	0	0	0	0	0	35
	4	60	26	0	0	0	0	34	0	0	0	0	0	60
<b>TOTAL</b>		<b>262</b>	<b>100</b>	<b>1</b>	<b>0</b>	<b>1</b>	<b>11</b>	<b>133</b>	<b>3</b>	<b>2</b>	<b>9</b>	<b>0</b>	<b>2</b>	<b>262</b>
<b>GRAND TOTALS</b>		<b>1439</b>	<b>536</b>	<b>5</b>	<b>3</b>	<b>7</b>	<b>74</b>	<b>712</b>	<b>34</b>	<b>15</b>	<b>35</b>	<b>9</b>	<b>9</b>	<b>1439</b>

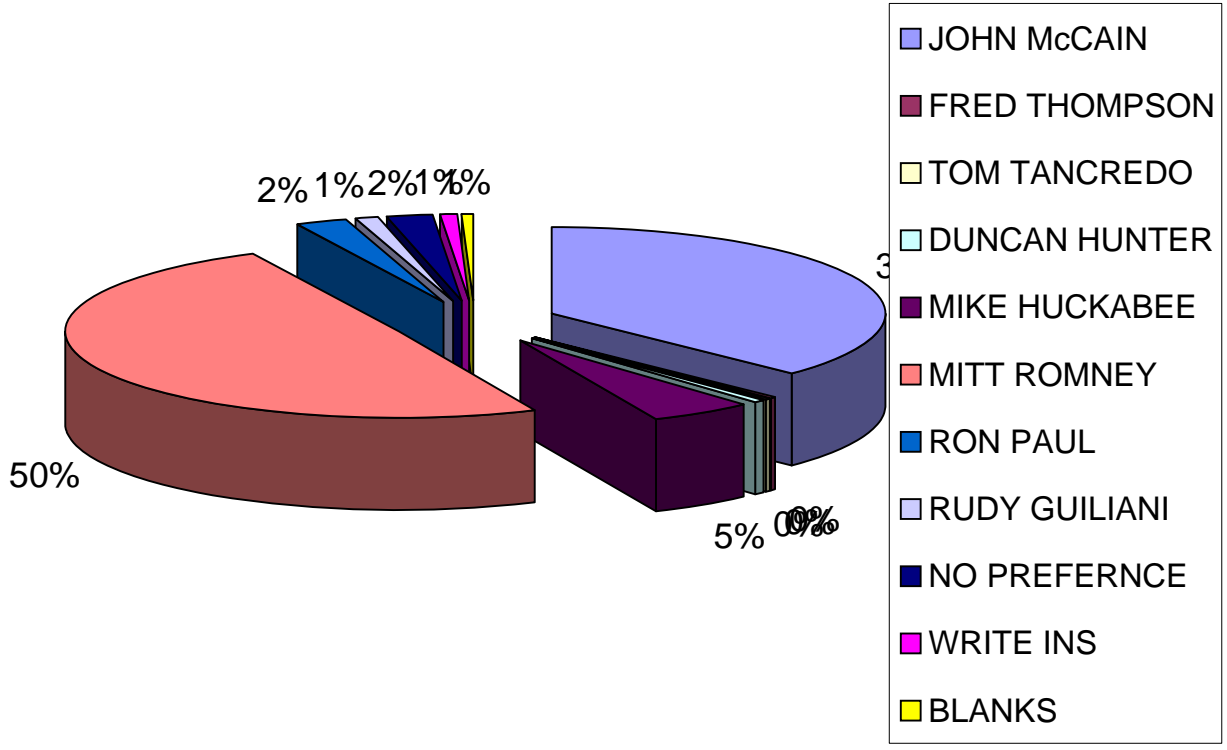
VOTE PERCENTAGE    37.25%    0.35%    0.21%    0.49%    5.14%    49.48%    2.36%    1.04%    2.43%    0.63%    0.63%    100.00%

Created by R.E. Runge Jr. 4/15/2008 4:55 PM

## PRESIDENTIAL REPUBLICAN



## PRESIDENTIAL REPUBLICAN



**PRESIDENTIAL PRIMARY - FEBRUARY 05, 2008**

LAWRENCE, MA

**STATE WARD COMMITTEE MAN - DEMOCRAT**

TOTAL # OF BALLOTS CAST		MICHAEL PROVOST	WILLIAM LANTIGUA	WILSON DE LO SANTOS	PRESTON CARMICHAEL	CARLOS MATOS	ERIC D. WALTER	M. WILSON	JOHN CUDDY	LYFORD BEVERAGE	MICHAEL MILLER	JOSEPH PALOISI	KAMAL BUZKURT	ALFREDO CRUZ	MICHAEL LEI	JOSE DOMINGUEZ
<b>A</b>	1	363	0	2	2	0	0	0	0	0	0	0	0	0	0	0
	2	231	0	8	0	0	0	0	0	0	0	0	1	0	0	0
	3	336	1	1	0	0	0	0	0	0	0	0	0	0	0	0
	4	327	0	0	1	0	0	0	0	0	0	0	0	1	0	0
<b>TOTAL</b>	<b>1257</b>	<b>1</b>	<b>11</b>	<b>3</b>	<b>0</b>	<b>0</b>	<b>0</b>	<b>0</b>	<b>0</b>	<b>0</b>	<b>0</b>	<b>0</b>	<b>1</b>	<b>1</b>	<b>0</b>	<b>0</b>
<b>B</b>	1	528	0	8	1	0	0	2	0	0	0	0	0	0	0	0
	2	324	0	1	0	0	0	0	0	0	0	0	0	0	0	0
	3	308	0	1	0	1	1	0	0	0	0	0	0	0	0	0
	4	352	0	11	1	0	0	0	0	0	0	0	0	0	0	0
<b>TOTAL</b>	<b>1512</b>	<b>0</b>	<b>21</b>	<b>2</b>	<b>1</b>	<b>1</b>	<b>2</b>	<b>0</b>	<b>0</b>	<b>0</b>	<b>0</b>	<b>0</b>	<b>0</b>	<b>0</b>	<b>0</b>	<b>0</b>
<b>C</b>	1	228	0	5	3	0	0	0	0	0	0	0	0	0	0	0
	2	271	0	3	0	0	0	0	0	0	0	0	0	0	0	0
	3	406	0	8	0	0	0	0	0	0	0	0	0	0	1	0
	4	339	0	11	3	0	0	0	0	0	0	0	0	0	0	0
<b>TOTAL</b>	<b>1244</b>	<b>0</b>	<b>27</b>	<b>6</b>	<b>0</b>	<b>0</b>	<b>0</b>	<b>0</b>	<b>0</b>	<b>0</b>	<b>0</b>	<b>0</b>	<b>0</b>	<b>0</b>	<b>1</b>	<b>0</b>
<b>D</b>	1	414	0	2	0	0	0	0	0	0	0	0	0	0	0	2
	2	518	0	2	1	0	0	1	0	0	0	1	0	0	0	0
	3	301	0	3	0	0	0	0	0	0	0	0	0	0	0	0
	4	428	0	6	0	0	0	0	0	0	0	0	0	0	0	0
<b>TOTAL</b>	<b>1661</b>	<b>0</b>	<b>13</b>	<b>1</b>	<b>0</b>	<b>0</b>	<b>0</b>	<b>1</b>	<b>0</b>	<b>0</b>	<b>0</b>	<b>1</b>	<b>0</b>	<b>0</b>	<b>0</b>	<b>2</b>
<b>E</b>	1	544	0	0	2	0	0	0	0	0	0	0	0	0	0	0
	2	525	0	0	7	0	0	0	0	0	0	0	0	0	0	0
	3	306	0	0	2	0	0	0	0	0	0	0	0	0	0	0
	4	361	0	0	0	0	0	0	1	1	1	1	0	0	0	0
<b>TOTAL</b>	<b>1736</b>	<b>0</b>	<b>0</b>	<b>11</b>	<b>0</b>	<b>0</b>	<b>0</b>	<b>0</b>	<b>1</b>	<b>1</b>	<b>1</b>	<b>1</b>	<b>0</b>	<b>0</b>	<b>0</b>	<b>0</b>
<b>F</b>	1	482	0	3	1	0	0	0	0	0	0	0	0	0	0	0
	2	285	0	3	2	0	0	0	0	0	0	0	0	0	0	0
	3	249	0	8	0	0	0	0	0	0	0	0	0	0	0	0
	4	330	0	3	3	0	0	0	0	0	0	0	0	0	0	0
<b>TOTAL</b>	<b>1346</b>	<b>0</b>	<b>17</b>	<b>6</b>	<b>0</b>	<b>0</b>	<b>0</b>	<b>0</b>	<b>0</b>	<b>0</b>	<b>0</b>	<b>0</b>	<b>0</b>	<b>0</b>	<b>0</b>	<b>0</b>
<b>GRAND TOTAL S</b>	<b>8756</b>	<b>1</b>	<b>89</b>	<b>29</b>	<b>1</b>	<b>1</b>	<b>2</b>	<b>1</b>	<b>1</b>	<b>1</b>	<b>1</b>	<b>2</b>	<b>1</b>	<b>1</b>	<b>1</b>	<b>2</b>

VOTE PERCENTAGE    0.01%    1.02%    0.33%    0.01%    0.01%    0.02%    0.01%    0.01%    0.01%    0.01%    0.01%    0.02%    0.01%    0.01%    0.01%    0.02%

**PRESIDENTIAL PRIMARY - FEBRUARY 05, 2008**

LAWRENCE, MA

**STATE WARD COMMITTEE MAN - DEMOCRAT**

RAPHAEL COLON	NICHOLAS KOLOFOLAS	MARCOS DEVERS	STEVEN KFOURY	WILLIAM J. COLANTUANI	MEL HASONRK	M. MILLER	P. FOX	R. GRUNDY	WRITE INS	BLANKS	TOTAL
0	0	0	0	0	0	0	0	0	57	302	363
0	0	0	0	0	0	0	0	0	20	202	231
0	0	0	0	0	0	0	0	0	50	284	336
0	0	0	0	0	0	0	0	0	39	286	327
0	0	0	0	0	0	0	0	0	166	1074	1257
0	0	0	0	0	0	0	0	0	70	447	528
0	0	0	0	0	0	0	0	0	24	299	324
0	0	0	0	0	0	0	0	0	40	265	308
0	0	0	0	0	0	0	0	0	30	310	352
<b>0</b>	<b>0</b>	<b>0</b>	<b>0</b>	<b>0</b>	<b>0</b>	<b>0</b>	<b>0</b>	<b>0</b>	<b>164</b>	<b>1321</b>	<b>1512</b>
0	0	0	0	0	0	0	0	0	10	210	228
0	0	0	0	0	0	0	0	0	29	239	271
0	0	0	0	0	0	0	0	0	41	356	406
0	0	0	0	0	0	0	0	0	25	300	339
<b>0</b>	<b>0</b>	<b>0</b>	<b>0</b>	<b>0</b>	<b>0</b>	<b>0</b>	<b>0</b>	<b>0</b>	<b>105</b>	<b>1105</b>	<b>1244</b>
0	0	0	0	0	0	0	0	0	59	351	414
0	1	0	0	0	0	0	0	0	82	430	518
1	0	0	0	0	0	0	0	0	34	263	301
0	0	1	0	0	0	0	0	0	49	372	428
1	1	1	0	0	0	0	0	0	224	1416	1661
0	0	0	1	1	1	0	0	0	74	465	544
0	0	0	0	0	0	1	0	0	78	439	525
0	0	0	0	0	0	0	0	0	58	246	306
0	0	0	0	0	0	0	0	0	57	300	361
<b>0</b>	<b>0</b>	<b>0</b>	<b>1</b>	<b>1</b>	<b>1</b>	<b>1</b>	<b>0</b>	<b>0</b>	<b>267</b>	<b>1450</b>	<b>1736</b>
0	0	0	0	0	0	0	0	0	72	406	482
0	0	0	0	0	0	0	0	0	29	251	285
0	0	0	0	0	0	0	1	0	20	220	249
0	0	0	0	0	0	0	0	1	60	263	330
<b>0</b>	<b>0</b>	<b>0</b>	<b>0</b>	<b>0</b>	<b>0</b>	<b>0</b>	<b>1</b>	<b>1</b>	<b>181</b>	<b>1140</b>	<b>1346</b>
<b>1</b>	<b>1</b>	<b>1</b>	<b>1</b>	<b>1</b>	<b>1</b>	<b>1</b>	<b>1</b>	<b>1</b>	<b>1107</b>	<b>7506</b>	<b>8756</b>

0.01% 0.01% 0.01% 0.01% 0.01% 0.01% 0.01% 0.01% 0.01% 12.64% 85.72% 100.00%

**PRESIDENTIAL PRIMARY - FEBRUARY 05, 2008**  
**LAWRENCE, MA**  
**STATE WARD COMMITTEE WOMAN - DEMOCRAT**

		TOTAL # OF BALLOTS CAST	NANCY STOLBERG	STEPHANIE BUCHLOZ	ANNIE OALDEZ	ELIZABETH BEVERAGE	ELIZABETH TUACUR	E. TURCOTTE	0	0	NO PREFERENCE	WRITE INS	BLANKS	TOTAL VOTES
<b>A</b>	1	363	141	0	0	0	0	0	0	0	0	4	218	363
	2	231	63	0	0	0	0	0	0	0	0	0	168	231
	3	336	125	0	0	0	0	0	0	0	0	4	207	336
	4	327	142	0	0	0	0	0	0	0	0	4	181	327
<b>TOTAL</b>		<b>1257</b>	<b>471</b>	<b>0</b>	<b>0</b>	<b>0</b>	<b>0</b>	<b>0</b>	<b>0</b>	<b>0</b>	<b>0</b>	<b>12</b>	<b>774</b>	<b>1257</b>
<b>B</b>	1	528	176	2	0	0	0	0	0	0	0	8	342	528
	2	324	82	0	0	0	0	0	0	0	0	1	241	324
	3	308	108	0	0	0	0	0	0	0	0	8	192	308
	4	352	78	0	0	0	0	0	0	0	0	1	273	352
<b>TOTAL</b>		<b>1512</b>	<b>444</b>	<b>2</b>	<b>0</b>	<b>0</b>	<b>0</b>	<b>0</b>	<b>0</b>	<b>0</b>	<b>0</b>	<b>18</b>	<b>1048</b>	<b>1512</b>
<b>C</b>	1	228	48	0	0	0	0	0	0	0	0	0	180	228
	2	271	82	0	0	0	0	0	0	0	0	3	186	271
	3	406	151	0	0	0	0	0	0	0	0	39	216	406
	4	339	75	0	0	0	0	0	0	0	0	2	262	339
<b>TOTAL</b>		<b>1244</b>	<b>356</b>	<b>0</b>	<b>0</b>	<b>0</b>	<b>0</b>	<b>0</b>	<b>0</b>	<b>0</b>	<b>0</b>	<b>44</b>	<b>844</b>	<b>1244</b>
<b>D</b>	1	414	155	0	0	0	0	0	0	0	0	2	257	414
	2	518	253	0	1	0	0	0	0	0	0	5	259	518
	3	301	103	0	0	0	0	0	0	0	0	1	197	301
	4	428	125	0	0	0	0	0	0	0	0	2	301	428
<b>TOTAL</b>		<b>1661</b>	<b>636</b>	<b>0</b>	<b>1</b>	<b>0</b>	<b>0</b>	<b>0</b>	<b>0</b>	<b>0</b>	<b>0</b>	<b>10</b>	<b>1014</b>	<b>1661</b>
<b>E</b>	1	544	263	0	0	0	0	0	0	0	0	3	278	544
	2	525	293	0	0	0	0	1	0	0	0	3	228	525
	3	306	135	0	0	0	0	0	1	0	0	4	166	306
	4	361	162	0	0	1	1	0	0	0	0	3	194	361
<b>TOTAL</b>		<b>1736</b>	<b>853</b>	<b>0</b>	<b>0</b>	<b>1</b>	<b>1</b>	<b>1</b>	<b>1</b>	<b>0</b>	<b>0</b>	<b>13</b>	<b>866</b>	<b>1736</b>
<b>F</b>	1	482	242	0	0	0	0	0	0	0	0	1	239	482
	2	285	124	0	0	0	0	0	0	0	0	2	159	285
	3	249	75	0	0	0	0	0	0	0	0	3	171	249
	4	330	145	0	0	0	0	0	0	0	0	4	181	330
<b>TOTAL</b>		<b>1346</b>	<b>586</b>	<b>0</b>	<b>0</b>	<b>0</b>	<b>0</b>	<b>0</b>	<b>0</b>	<b>0</b>	<b>0</b>	<b>10</b>	<b>750</b>	<b>1346</b>
<b>GRAND TOTALS</b>		<b>8756</b>	<b>3346</b>	<b>2</b>	<b>1</b>	<b>1</b>	<b>1</b>	<b>1</b>	<b>1</b>	<b>0</b>	<b>0</b>	<b>107</b>	<b>5296</b>	<b>8756</b>

**PRESIDENTIAL PRIMARY - FEBRUARY 05, 2008**  
**LAWRENCE, MA**  
**STATE WARD COMMITTEE MAN - REPUBLICAN**

		NELSON SILVA	MICHAEL SULLIVAN	WILL DEFE	ERIC McLAEN	M. MARTINEZ	MARTIN SCOTT	N. LONDON	ALBERT SAVASTANO	JOSHUA WISE	N. BEAL	D. SHANKS	DONAHUE	JOHN BREEN	WRITE INS	BLANKS	TOTAL VOTES
<b>A</b>	1	68	0	0	0	0	0	0	0	0	0	0	0	0	8	60	68
	2	20	0	0	0	0	0	0	0	0	0	0	0	0	3	17	20
	3	63	0	0	0	1	1	0	0	0	0	0	0	0	9	52	63
	4	54	0	0	0	0	0	0	0	0	0	0	0	0	7	47	54
<b>TOTAL</b>	<b>205</b>	<b>0</b>	<b>0</b>	<b>0</b>	<b>0</b>	<b>1</b>	<b>1</b>	<b>0</b>	<b>0</b>	<b>0</b>	<b>0</b>	<b>0</b>	<b>0</b>	<b>0</b>	<b>27</b>	<b>176</b>	<b>205</b>
<b>B</b>	1	46	1	0	0	0	0	0	0	0	0	0	0	0	6	39	46
	2	13	0	0	0	0	0	0	0	0	0	0	0	0	0	13	13
	3	31	0	0	0	0	0	0	0	0	0	0	0	0	3	28	31
	4	28	0	0	0	0	0	0	0	0	0	0	0	0	9	19	28
<b>TOTAL</b>	<b>118</b>	<b>1</b>	<b>0</b>	<b>0</b>	<b>0</b>	<b>0</b>	<b>0</b>	<b>0</b>	<b>0</b>	<b>0</b>	<b>0</b>	<b>0</b>	<b>0</b>	<b>18</b>	<b>99</b>	<b>118</b>	
<b>C</b>	1	11	0	0	0	0	0	0	0	0	0	0	0	0	1	10	11
	2	23	0	0	0	0	0	1	0	0	0	0	0	0	6	16	23
	3	13	0	0	0	0	0	0	0	0	0	0	0	0	3	10	13
	4	19	0	0	0	0	0	0	1	0	0	0	0	0	0	18	19
<b>TOTAL</b>	<b>66</b>	<b>0</b>	<b>0</b>	<b>0</b>	<b>0</b>	<b>0</b>	<b>1</b>	<b>1</b>	<b>0</b>	<b>0</b>	<b>0</b>	<b>0</b>	<b>0</b>	<b>10</b>	<b>54</b>	<b>66</b>	
<b>D</b>	1	69	0	0	0	0	0	0	0	0	0	0	0	0	9	60	69
	2	110	0	0	0	0	0	0	0	0	1	0	0	0	14	95	110
	3	38	0	0	0	0	0	0	0	0	0	0	0	0	7	31	38
	4	39	0	0	0	0	0	0	0	1	0	0	0	0	7	31	39
<b>TOTAL</b>	<b>256</b>	<b>0</b>	<b>0</b>	<b>0</b>	<b>0</b>	<b>0</b>	<b>0</b>	<b>0</b>	<b>1</b>	<b>1</b>	<b>0</b>	<b>0</b>	<b>0</b>	<b>37</b>	<b>217</b>	<b>256</b>	
<b>E</b>	1	169	0	0	0	0	0	0	0	0	0	0	0	0	18	151	169
	2	208	0	5	1	0	0	0	0	0	0	0	0	0	34	168	208
	3	67	0	0	0	0	0	0	0	0	0	0	0	0	11	56	67
	4	88	0	2	1	0	0	0	0	0	0	0	0	0	11	74	88
<b>TOTAL</b>	<b>532</b>	<b>0</b>	<b>7</b>	<b>2</b>	<b>0</b>	<b>0</b>	<b>0</b>	<b>0</b>	<b>0</b>	<b>0</b>	<b>0</b>	<b>0</b>	<b>0</b>	<b>74</b>	<b>449</b>	<b>532</b>	
<b>F</b>	1	133	0	1	0	0	0	0	0	0	0	0	0	1	20	110	133
	2	34	0	0	0	0	0	0	0	0	0	1	0	0	4	29	34
	3	35	0	1	0	0	0	0	0	0	0	0	1	0	5	28	35
	4	60	0	0	0	0	0	0	0	0	0	0	0	0	10	50	60
<b>TOTAL</b>	<b>262</b>	<b>0</b>	<b>2</b>	<b>0</b>	<b>1</b>	<b>0</b>	<b>0</b>	<b>0</b>	<b>0</b>	<b>0</b>	<b>1</b>	<b>1</b>	<b>1</b>	<b>39</b>	<b>217</b>	<b>262</b>	
<b>GRAND TOTALS</b>	<b>1439</b>	<b>1</b>	<b>9</b>	<b>2</b>	<b>1</b>	<b>1</b>	<b>1</b>	<b>1</b>	<b>1</b>	<b>1</b>	<b>1</b>	<b>1</b>	<b>1</b>	<b>205</b>	<b>1212</b>	<b>1439</b>	
<b>VOTE PERCENTAGE</b>		<b>0.07%</b>	<b>0.63%</b>	<b>0.14%</b>	<b>0.07%</b>	<b>0.07%</b>	<b>0.07%</b>	<b>0.07%</b>	<b>0.07%</b>	<b>0.07%</b>	<b>0.07%</b>	<b>0.07%</b>	<b>0.07%</b>	<b>0.07%</b>	<b>14.25%</b>	<b>84.23%</b>	<b>100.00%</b>

**PRESIDENTIAL PRIMARY - FEBRUARY 05, 2008**  
**LAWRENCE, MA**  
**STATE WARD COMMITTEE WOMAN - REPUBLICAN**

		TOTAL # OF BALLOTS CAST	MARY CLAIRE KENNEDY	LINDSAY ALBANO	0	0	0	0	0	0	NO PREFERENCE	WRITE INS	BLANKS	TOTAL VOTES
<b>A</b>	1	68	0	0	0	0	0	0	0	0	0	8	60	68
	2	20	0	0	0	0	0	0	0	0	0	3	17	20
	3	63	0	0	0	0	0	0	0	0	0	10	53	63
	4	54	0	0	0	0	0	0	0	0	0	5	49	54
<b>TOTAL</b>		<b>205</b>	<b>0</b>	<b>0</b>	<b>0</b>	<b>0</b>	<b>0</b>	<b>0</b>	<b>0</b>	<b>0</b>	<b>0</b>	<b>26</b>	<b>179</b>	<b>205</b>
<b>B</b>	1	46	0	0	0	0	0	0	0	0	0	6	40	46
	2	13	0	0	0	0	0	0	0	0	0	1	12	13
	3	31	0	0	0	0	0	0	0	0	0	1	30	31
	4	28	0	0	0	0	0	0	0	0	0	4	24	28
<b>TOTAL</b>		<b>118</b>	<b>0</b>	<b>0</b>	<b>0</b>	<b>0</b>	<b>0</b>	<b>0</b>	<b>0</b>	<b>0</b>	<b>0</b>	<b>12</b>	<b>106</b>	<b>118</b>
<b>C</b>	1	11	0	0	0	0	0	0	0	0	0	1	10	11
	2	23	0	0	0	0	0	0	0	0	0	3	20	23
	3	13	0	0	0	0	0	0	0	0	0	4	9	13
	4	19	0	0	0	0	0	0	0	0	0	1	18	19
<b>TOTAL</b>		<b>66</b>	<b>0</b>	<b>0</b>	<b>0</b>	<b>0</b>	<b>0</b>	<b>0</b>	<b>0</b>	<b>0</b>	<b>0</b>	<b>9</b>	<b>57</b>	<b>66</b>
<b>D</b>	1	69	0	0	0	0	0	0	0	0	0	13	56	69
	2	110	0	0	0	0	0	0	0	0	0	16	94	110
	3	38	0	1	0	0	0	0	0	0	0	5	32	38
	4	39	0	0	0	0	0	0	0	0	0	9	30	39
<b>TOTAL</b>		<b>256</b>	<b>0</b>	<b>1</b>	<b>0</b>	<b>0</b>	<b>0</b>	<b>0</b>	<b>0</b>	<b>0</b>	<b>0</b>	<b>43</b>	<b>212</b>	<b>256</b>
<b>E</b>	1	169	0	0	0	0	0	0	0	0	0	18	151	169
	2	208	0	0	1	0	0	0	0	0	0	26	181	208
	3	67	0	0	0	0	0	0	0	0	0	10	57	67
	4	88	0	0	0	0	0	0	0	0	0	14	74	88
<b>TOTAL</b>		<b>532</b>	<b>0</b>	<b>0</b>	<b>1</b>	<b>0</b>	<b>0</b>	<b>0</b>	<b>0</b>	<b>0</b>	<b>0</b>	<b>68</b>	<b>463</b>	<b>532</b>
<b>F</b>	1	133	1	0	1	0	0	0	0	0	0	17	114	133
	2	34	0	0	0	0	0	0	0	0	0	5	29	34
	3	35	0	0	0	0	0	0	0	0	0	4	31	35
	4	60	0	0	0	0	0	0	0	0	0	6	54	60
<b>TOTAL</b>		<b>262</b>	<b>1</b>	<b>0</b>	<b>1</b>	<b>0</b>	<b>0</b>	<b>0</b>	<b>0</b>	<b>0</b>	<b>0</b>	<b>32</b>	<b>228</b>	<b>262</b>
<b>GRAND TOTALS</b>		<b>1439</b>	<b>1</b>	<b>1</b>	<b>2</b>	<b>0</b>	<b>0</b>	<b>0</b>	<b>0</b>	<b>0</b>	<b>0</b>	<b>190</b>	<b>1245</b>	<b>1439</b>